



AIDAN
McLAUGHLIN

GREG
BOWDER

BEN
BURNS

CHRIS
TRIPLETT



HUNTER
CASH



NIC
WILSON

CHAD
PRAIN
ALL-AMERICA

CHASE
RAFFIELD
ALL-AMERICA

ANDREW
FESSLER

2014 BASEBALL

GEOORGIA STATE



GEORGIASTATESPORTS.COM



2014 SCHEDULE

Date	Opponent	Location	Time (ET)
Fri., Feb. 14	ILLINOIS	GSU Baseball Complex	4 p.m.
Sat., Feb. 15	ILLINOIS	GSU Baseball Complex	2 p.m.
Sun., Feb. 16	ILLINOIS	GSU Baseball Complex	1 p.m.
Tue., Feb. 18	at Savannah State	Savannah, Ga.	4 p.m.
Fri., Feb. 21	at Mississippi	Oxford, Miss.	5 p.m.
Sat., Feb. 22	at Mississippi	Oxford, Miss.	2:30 p.m.
Sun., Feb. 23	at Mississippi	Oxford, Miss.	2:30 p.m.
Wed., Feb. 26	at Georgia	Athens, Ga.	5 p.m.
Fri., Feb. 28	NORTHERN KENTUCKY	GSU Baseball Complex	4 p.m.
Sat., March 1	NORTHERN KENTUCKY	GSU Baseball Complex	2 p.m.
Sun., March 2	NORTHERN KENTUCKY	GSU Baseball Complex	1 p.m.
Tue., March 4	at Kennesaw State	Kennesaw, Ga.	6 p.m.
Fri., March 7	XAVIER	GSU Baseball Complex	6 p.m.
Sat., March 8	XAVIER	GSU Baseball Complex	2 p.m.
Sun., March 9	XAVIER	GSU Baseball Complex	1 p.m.
Tue., March 11	SIENA	GSU Baseball Complex	5 p.m.
Wed., March 12	SIENA	GSU Baseball Complex	5 p.m.
Fri., March 14	WESTERN KENTUCKY *	GSU Baseball Complex	6 p.m.
Sat., March 15	WESTERN KENTUCKY *	GSU Baseball Complex	2 p.m.
Sun., March 16	WESTERN KENTUCKY *	GSU Baseball Complex	1 p.m.
Wed., March 19	GEORGIA TECH (R1)	GSU Baseball Complex	6 p.m.
Fri., March 21	at Louisiana-Lafayette *	Lafayette, La.	7 p.m.
Sat., March 22	at Louisiana-Lafayette *	Lafayette, La.	3 p.m.
Sun., March 23	at Louisiana-Lafayette *	Lafayette, La.	2 p.m.
Tue., March 25	ALABAMA A&M (R2)	GSU Baseball Complex	5 p.m.
Wed., March 26	ALABAMA A&M	GSU Baseball Complex	5 p.m.
Fri., March 28	TROY * (R2)	GSU Baseball Complex	6 p.m.
Sat., March 29	TROY * (R2)	GSU Baseball Complex	2 p.m.
Sun., March 30	TROY * (R2)	GSU Baseball Complex	1 p.m.
Wed., April 2	at Georgia Tech (R1)	Atlanta, Ga.	6 p.m.
Fri., April 4	at UALR *	Little Rock, Ark.	7 p.m.
Sat., April 5	at UALR *	Little Rock, Ark.	5 p.m.
Sun., April 6	at UALR *	Little Rock, Ark.	12:30 p.m.

Date	Opponent	Location	Time (ET)
Wed., April 9	MERCER (R2)	GSU Baseball Complex	6 p.m.
Fri., April 11	UT ARLINGTON * (R2)	GSU Baseball Complex	6 p.m.
Sat., April 12	UT ARLINGTON * (R2)	GSU Baseball Complex	2 p.m.
Sun., April 13	UT ARLINGTON * (R2)	GSU Baseball Complex	1 p.m.
Tue., April 15	KENNESAW STATE (R2)	GSU Baseball Complex	6 p.m.
Fri., April 18	at Texas State *	San Marcos, Texas	7:30 p.m.
Sat., April 19	at Texas State *	San Marcos, Texas	4 p.m.
Sun., April 20	at Texas State *	San Marcos, Texas	2 p.m.
Wed., April 23	SAVANNAH STATE (R2)	GSU Baseball Complex	5 p.m.
Fri., April 25	ARKANSAS STATE * (R2)	GSU Baseball Complex	6 p.m.
Sat., April 26	ARKANSAS STATE * (R2)	GSU Baseball Complex	2 p.m.
Sun., April 27	ARKANSAS STATE * (R2)	GSU Baseball Complex	1 p.m.
Fri., May 2	SOUTH ALABAMA * (R2)	GSU Baseball Complex	6 p.m.
Sat., May 3	SOUTH ALABAMA * (R1)	GSU Baseball Complex	2 p.m.
Sun., May 4	SOUTH ALABAMA * (R2)	GSU Baseball Complex	1 p.m.
Wed., May 7	KENNESAW STATE (R2)	GSU Baseball Complex	6 p.m.
Fri., May 9	at Louisiana-Monroe *	Monroe, La.	7 p.m.
Sat., May 10	at Louisiana-Monroe *	Monroe, La.	7 p.m.
Sun., May 11	at Louisiana-Monroe *	Monroe, La.	2 p.m.
Tue., May 13	at Mercer (R2)	Macon, Ga.	6 p.m.
Thu., May 15	at Western Kentucky *	Bowling Green, Ky.	7 p.m.
Fri., May 16	at Western Kentucky *	Bowling Green, Ky.	7 p.m.
Sat., May 17	at Western Kentucky *	Bowling Green, Ky.	2 p.m.
May 21-25	Sun Belt Conference Championships (R2)	Mobile, Ala.	

All Times, Dates and Broadcasts Subject to Change
R1 - Radio broadcast on 1340 The Fan 3

* Sun Belt Conference Game
R2 - Radio broadcast on WRAS 88.5



GEORGIA STATE

BASEBALL

GENERAL INFORMATION

Full Name	Georgia State University
Location	Atlanta, Ga.
Founded	1913
Enrollment	32,000
Nickname	Panthers
Colors	Blue & White
Affiliation	NCAA Division I
Conference	Sun Belt Conference (Joined July 1, 2013)
President	Mark P. Becker
Director of Athletics	Cheryl L. Levick
Athletics Phone	404.413.4000
Home Field Address	GSU Baseball Complex 2819 Clifton Springs Rd. Decatur, GA 30034
Capacity	1,092
Surface	Natural Grass
Dimensions	LF-334; CF-385; RF-338

TEAM INFORMATION

First Year of Baseball	1965 (Continuous since 1992)
All-time Record	709-991-2 (36 seasons)
Conference Titles	1 (2009, CAA)
NCAA Appearances / Record	1 (2009) / 0-2
2013 Record	35-21, 14-13 CAA (T-5th)
Lettermen Returning/Lost	19/8

SPORTS COMMUNICATIONS



ALLISON GEORGE

Assistant AD/Baseball Contact

Office 404.413.4032
Mobile 678.595.7728
Fax 404.413.4035
Email aageorge@gsu.edu

Mailing Address P.O. Box 3975
Atlanta, GA 30302-3975
Website GeorgiaStateSports.com
Facebook Georgia State Baseball
Georgia State University Athletics
Twitter @GaStateBaseball @GSUPanthers

NCAA Principle of Sporting Behavior and Ethical Conduct:

For intercollegiate athletics to promote the character development of participants, to enhance the integrity of higher education and to promote civility in society, student-athletes, coaches, and all others associated with these athletics programs and events should adhere to such fundamental values as respect, fairness, civility, honesty and responsibility. These values should be manifest not only in athletics participation, but also in the broad spectrum of activities affecting the athletics program.



GREG FRADY, HEAD COACH

Alma Mater: Troy State, 1987
8th Season at GSU

Record at GSU: 228-173-1 (8th year)
Overall Record: 415-285-1 (13th year)
Phone: 404.413.4153
Email: gfrady@gsu.edu



WILLIE STEWART

Assistant Coach/
Recruiting Coord.
3rd Season at GSU

404.413.4178
wstewart7@gsu.edu



EDWIN THOMPSON

Assistant Coach/
Pitching Coach
2nd Season at GSU

404.413.4177
ethompson23@gsu.edu



BRADLEY LOGAN

Volunteer Coach
2nd Season at GSU

404.413.4177



BRANDON KERSEY

Director of
Operations
2nd Season at GSU

404.413.4177
ckersey2@gsu.edu




KEATON WILLIS

Quality Control
Coordinator
1st Season at GSU



LANDON ANDERSON

Video Coordinator
1st Season at GSU



KALEB BIRNEY

Athletic Trainer



BEN LAMPKIN

Strength &
Conditioning Coach

CONTENTS

2014 Schedule.....	2	Academics	24	Academic Honors	80
Georgia State University	6	Season Preview	26	All-time Coaches.....	81
President	8	Roster	30	Season Batting Leaders.....	82
Director of Athletics	9	Pronunciation	30	Career Batting Leaders	84
GSU Campus	10	Head Coach	32	Season Pitching Leaders	86
Campus Housing	12	Coaching Staff	38	Career Pitching Leaders	87
Atlanta	14	Player Profiles	42	Yearly Team Totals	88
GSU Baseball Complex	16	2013 Season Review	68	Letterwinners	90
Panther Game Day	18	2013 Statistics.....	70	Year-by-Year Results	92
Panthers in the Pros.....	20	School Records.....	74	Series Records	102
Sun Belt Conference.....	22	Honors	78		

PANTHER BASEBALL



SUN BELT™
CONFERENCE

Georgia State Baseball enters a new era in 2014 as the program moves into the Sun Belt Conference.



- ◆ Georgia State is coming off a 35-win season in 2013, the third-highest victory total in school history.
- ◆ The Panthers feature a potent offense that ranked third in the nation in batting average and fourth in runs per game in 2013.
- ◆ This year's team returns three All-Americans in designated hitter Chase Raffield, shortstop Chad Prain and pitcher-infielder Matt Rose.
- ◆ Head coach Greg Frady has led the Panthers to the five most successful seasons in school history in his seven years at the helm, highlighted by the 2009 conference title and NCAA berth.
- ◆ Coach Frady topped the 200-victory mark at Georgia State in 2013. He ranks second in GSU history in career victories.
- ◆ The Panthers annually play a strong schedule, and this year's slate features 21 games against 2013 NCAA Tournament teams, including non-conference dates against Illinois, Ole Miss, Georgia Tech, Georgia and Mercer.
- ◆ The baseball program excels in the classroom, achieving a 3.14 GPA for the fall 2013 semester and boasting 2013 Academic All-American Scott Sarratt.



GREG FRADY celebrated his 200th victory at GSU in 2013 (left). Former Panther head coach Mike Hurst (above, center) was inducted into the Georgia Dugout Club Hall of Fame in 2014.



CADEN BAILEY, INF
All-Conference




JOEY ROACH, C
Freshman All-Conference



CHASE RAFFIELD, OF-DH

All-America
All-Region
All-Conference



MATT ROSE, P-INF
Freshman All-America
Freshman All-Conference



CHAD PRAIN, SS

All-America
All-Region
All-Conference

GEORGIA STATE UNIVERSITY

Georgia State University is a leading urban research university, educating Georgia's most diverse student population.

With an enrollment of more than 32,000 students, it is the second largest institution in the University System of Georgia. Students arrive from every county in Georgia, every state in the nation and more than 150 countries.

Georgia State offers educational opportunities for traditional and nontraditional students at both the graduate and undergraduate levels by blending the best of theoretical and applied inquiry, scholarly and professional pursuits, and scientific and artistic expression.

With strong disciplinary-based departments and a wide array of problem-oriented interdisciplinary programs, the goal of the university is to develop, transmit, and utilize knowledge in order to provide access to quality education for diverse groups of students, to educate leaders for the State of Georgia and the nation, and to prepare citizens for lifelong learning in a global society.

Georgia State was founded in 1913 and celebrated its Centennial in 2013. The university offers 250 degree programs in 100 fields of study at the bachelor's, master's, specialist and doctoral levels through eight colleges: the Andrew Young School of Policy Studies, the Byrdine F. Lewis School of Nursing and Health Professions, the College of Arts and Sciences, the College of Education, the College of Law, the Honors College, the Institute of Public Health, and the J. Mack Robinson College of Business.



Georgia State has over 50 nationally and internationally ranked programs, including these top U.S. programs:

- No. 1 Best Value Law School
- No. 2 Best Health Law Program
- No. 2 Best JD/MA in Philosophy
- No. 4 Best Program in Public Finance and Budgeting
- No. 4 Best Risk Management and Insurance Program
- No. 8 Best Computer Information Systems Program
- No. 10 Best Real Estate Program
- No. 12 Best Program in City Management and Urban Policy
- No. 12 Best Program in Nonprofit Management
- No. 13 Best Hospitality Program



One of the most diverse universities in America, Georgia State is first in the nation among non-profit institutions in graduating African-American students.



MARK P. BECKER

GSU PRESIDENT

Since beginning his tenure as Georgia State University's seventh president in January 2009, President Mark P. Becker has provided a vision for the future of Georgia State University and led the institution into a period of marked growth and advancement.

Reflecting his vision of the urban public research university for the 21st century, the university adopted a dynamic 10-year strategic plan that has Georgia State well on its way to becoming one of the nation's premier urban research universities.

As a first generation college student who began his educational career at a community college, Becker is personally and professionally committed to ensuring that students of all economic backgrounds succeed and are given opportunities to compete on a level playing field. Under his leadership, Georgia State's graduation rate has already increased by 10 percent, and the university is becoming a national model for undergraduate education. It leads the nation in eliminating disparities in graduation rates based on race or ethnicity, and, as one of the most diverse universities in America, is first in the nation among non-profit institutions in graduating African-American students.

By promoting the achievements of the university, making it more visible locally and nationally, and demonstrating the value of a Georgia State degree, the university under Becker's leadership has set a series of university records for enrollment, graduation rates and total graduates. Becker has also placed high priority on ensuring financial support for students, and as a result need- and merit-based scholarship funds distributed by the university have tripled since his arrival.

Becker's passion for student success has been matched by his commitment to increasing multidisciplinary research and economic development as facilitated by the creation of new research centers, the Second Century Initiative—an ambitious program to hire one-hundred senior faculty members to serve in interdisciplinary research clusters, and an enhanced emphasis on the translation of faculty research into products and companies. This commitment has brought the university to new heights of research accomplishment, as reflected, for example, in new university records for sponsored research funding and federal research funding.

Being globally connected and engaged is another important component of Becker's

vision for the modern research university. Seeking to position Georgia State faculty and students to thrive in an increasingly complex and global landscape, Becker has worked with faculty leaders and international partners to enhance Georgia State's global profile. In 2010 the university partnered with Beijing Language and Culture University to establish a Confucius Institute with an emphasis on business and commerce. In 2012 the institute was named a "2012 Confucius Institute of the Year."

Becker is particularly committed to developing strong partnerships with universities in rapidly growing economies. As a result, the university is working to strengthen relationships with counterparts in Brazil, China, South Africa, South Korea and Turkey. These partners are the basis for the development of new student and faculty exchanges, study abroad programs, research collaborations, executive training initiatives, government and private sector networks, and dual-degree programs.

Becker has aggressively advanced the campus' physical development and revitalization of downtown Atlanta. This has included major additions to campus housing and dining, research and academic facilities, as well as intramural and athletics facilities. In 2010 the university added football to its athletics program, and in 2013 added sand volleyball and moved to the Sun Belt Conference to advance into the Division I – FBS level of NCAA competition.

Throughout his career Becker has served on boards and committees of civic, government and professional bodies. He serves, for example, on the boards of the Coalition of Urban Serving Universities, World Affairs Council of Atlanta, Georgia Chamber of Commerce, Georgia Aquarium, Georgia Research Alliance, Woodruff Arts Center, and the Atlanta Committee for Progress. He also serves on the executive committees of the Metro Atlanta Chamber of Commerce, Atlanta Regional Council for Higher Education (Chair) and Central Atlanta Progress.

Trained as a statistician, Becker has had a distinguished career in biostatistics and public



health sciences. For most of his professorial career he was a member of the faculty in the Department of Biostatistics at the University of Michigan, where he also held appointments in the Institute for Social Research, and the Department of Statistics. He was made a Fellow of the American Statistical Association, and the American Association for the Advancement of Science. Becker has been principal investigator on research grants from the National Institutes of Health and the National Science Foundation. He has published extensively in leading journals, and his doctoral students have gone on to successful careers in leading higher education institutions and with multinational companies. Becker served on multiple editorial boards, was co-editor of *Sociological Methodology*, and was a guest editor for *Sociological Methods and Research* and for the *Journal of the American Statistical Association*.

Prior to his appointment as president of Georgia State, Becker was executive vice president for academic affairs and provost at the University of South Carolina and dean of the School of Public Health and assistant vice president of Public Health Preparedness and Emergency Response at the University of Minnesota. From 1989 to 2000, Becker was a professor in the University of Michigan's School of Public Health, where he also was associate dean for academic affairs. He has held academic appointments at the University of Washington, the University of Florida and Cornell University.

Becker attended Harford (Md.) Community College, earned his bachelor's degree in mathematics from Towson State University in 1980 and his Ph.D. degree in statistics from the Pennsylvania State University in 1985. Becker grew up in Havre de Grace, Md., near Baltimore. He and his wife, Laura Voisin, have two adult children, Matthew and Julia.

CHERYL L. LEVICK

DIRECTOR OF ATHLETICS



A highly respected administrator with over two decades of experience guiding programs to the highest level of NCAA play, Cheryl L. Levick has successfully combined athletic and educational opportunities for students since the start of her career in collegiate athletics.

As Georgia State's Director of Athletics, Levick has helped boost the Panthers' visibility on the national stage in multiple sports while adhering to the athletic department's mission statement of shaping champions for today and leaders for tomorrow.

The transformation of the Panther Athletics Department has been remarkable under Levick. Each program has been enhanced or in the case of football, built from scratch – the program had one player, two helmets and seven coaches when she arrived in 2009. Now it is set to compete at the FBS level in just its fourth season. To make that jump in schedule and talent, Levick hired Trent Miles away from his alma mater in December 2012 after he constructed an impressive – if not totally improbable – turnaround at Indiana State.

Miles was not the first high-level coaching hire Levick successfully maneuvered for the Panthers as she also plucked Ron Hunter out of the state of Indiana in 2011. He quickly revitalized Georgia State basketball with its first

postseason berth in a decade in his first year, and now has Panther fans enjoying a successful 2013-14 campaign.

The significant imprint Levick has created at GSU can be seen across the entire athletic department. She has put Georgia State in position to compete for league titles right off the bat as it fully moves into the Sun Belt Conference in 2013-14. Last year, GSU squads won two SBC team crowns to put the conference on notice that the Panthers are not just moving up, but they are ready to win from the start.

Levick's tenure in sport-crazy Atlanta has been marked by significant upgrades in facilities and fundraising. Annual giving to the Panther Athletic Club (PAC) has steadily increased by more than tenfold, and the three largest gifts in the history of GSU athletics have been secured. Construction projects have included the GSU Football Practice Complex, new facilities for strength and conditioning and sports medicine, and upgrades to every venue used by the Panthers.

Arguably the most impressive project to date is the state-of-the-art facility for sand volleyball, the Panthers' most recent sport addition. It was finished in time for the inaugural season in 2013, and is part of the ambitious Athletics Master Facilities Plan that Levick developed to address needs for every sport.

Continuous success has been seen in the classroom as Georgia State student-athletes have excelled in recent years. Together, Panther student-athletes have recorded a cumulative grade-point average above 3.0 for 10 consecutive semesters while completing more than 5,000 hours of community service annually.

Levick has been a significant proponent of providing opportunities for women in college sports. She started the Women, Sports and Power Luncheon to raise money for women's sports by female donors, an event that has been successful at each of her previous stops as athletic director. The event helped raise \$50,000 for GSU women's teams in 2013.

In 2011, Levick was named a "Game Changer" among women in sports

business by the SportsBusiness Journal, and she was twice (1998 and 1999) named one of the nation's Top 25 Female Sports Executives by Street & Smith's SportsBusiness Journal. The National Association of Collegiate Women Athletic Administrators (NACWAA) also named her Division I Athletic Administrator of the Year in 2001.

Levick came to Georgia State from Maryland, where she served as chief of staff/executive senior athletic director while overseeing the day-to-day management of the 27-sport program. That came after serving three years (2004-07) as director of athletics at Saint Louis, where she led the Billikens' transition to the Atlantic 10 Conference and was the lead fundraiser for an \$80 million on-campus arena and practice complex.

In four years (2000-04) as director of athletics and recreation at Santa Clara, Levick oversaw a major renovation of the school's basketball arena and saw the Broncos' women's soccer team capture the 2001 national championship. It is still the only NCAA team title in school history.

Levick spent 12 years at Stanford as senior associate athletic director and senior woman administrator. She was the primary administrator for 33 varsity programs that won 44 national championships and helped Stanford to six straight Sears Cup titles. She also served as assistant commissioner of the Pac-10 Conference, assistant director of communications and women's programs at the NCAA, women's gymnastics coach and associate athletic director at Slippery Rock, and assistant gymnastics coach and synchronized swim coach at Indiana. Levick began her career at Pattonville Senior High School in St. Louis, Mo., coaching gymnastics and women's track.

Levick is a 1974 graduate of Missouri and holds a master's degree in athletic administration from Indiana. She has two daughters: Heather and husband Michael Klass with grandson Brady, born in July 2013; and Melissa and husband Jason Lake, married in August 2013.




THE LEVICK FAMILY: (from left) Michael, Heather, Melissa, Jason and Cheryl.

GSMU CAMPUS

Located in the heart of one of America's great cities, the Georgia State University campus has a profound influence on the changing landscape of downtown Atlanta.


While the building blocks of the university will always be high-achieving students, world-class faculty and ground-breaking research, Georgia State boasts an ever-expanding and improving campus to accommodate that foundation.

In the last decade, the Rialto Theater restoration, Student Center, Student Recreation Center, University Lofts, University Commons, Helen M. Aderhold classroom building, Parker H. Petit Science Teaching and Research Center and many other buildings have transformed the downtown cityscape at Atlanta's core.



Georgia State is where city life meets campus life for a unique and exciting student experience.

- Five residence halls housing over 4,000 students
- More than 300 student organizations
- Six campus dining locations
- State-of-the-art Student Recreation Center
- Six student media outlets



CAMPUS HOUSING

The Georgia State University campus features some of the finest housing facilities in the nation. On-campus housing continues to grow, and more than 4,000 GSU students now live on campus.

The University Commons, opened in 2007, is a 4.2-acre complex of four buildings surrounding a landscaped courtyard. All units come with fully-equipped kitchens, furnished bedrooms and spacious living areas.

The fall of 2009 saw the opening of Patton Hall, which is suite-style for 325 residents and includes an on-site dining facility.

In 2010, GSU opened its first Greek housing, which consists of nine fraternities and sororities housed in three-story townhomes.

Opened in 2011, the Piedmont North Complex houses approximately 1,100 residents and offers a traditional residence hall lifestyle with all the amenities one would expect from a premier housing program, including a dining facility.


The University Lofts, opened in 2002, contain fully-furnished, loft-style apartments that blend urban style with modern features.

All residence halls feature a full range of amenities including study and community lounge areas, laundry facilities, 24/7 security patrols, on-site or nearby parking and more.

UNIVERSITY COMMONS

NO. 1 IN THE NATION

Georgia State University's residence halls have been ranked No. 1 in the nation by Dormsplash.com.



UNIVERSITY LOFTS



PIEDMONT NORTH



PATTON HALL



GREEK HOUSING



ATLANTA

Atlanta is integral to Georgia State's educational experience. Students and faculty are part of a living laboratory where they study and create solutions for the challenges of the 21st century.

The metropolitan Atlanta area is home to more than five million people and the world's busiest airport.

GSU students benefit from resources for research, access to prominent leaders and thinkers, and proximity to internships, jobs and service related to their field of study. Students intern at Fortune 500 companies, national non-profits, government agencies and federal and state courts.

More Georgia executives hold advanced degrees from the Robinson College of Business than from any other school in the Southeast.



Some of the many attractions within minutes of the Georgia State campus:

- Georgia Aquarium
- Centennial Olympic Park
- Georgia Dome
- Philips Arena
- Martin Luther King Jr. Center
- CNN Center
- State Capitol
- Turner Field
- World of Coca Cola
- Carter Presidential Library
- College Football Hall of Fame (open in 2014)



GEORGIA

at Pemberton Place

AQUARIUM

CNN



EQUITABLE

GP

GSM BASEBALL COMPLEX



The GSM Baseball Complex at Panthersville has undergone numerous upgrades in recent years, all designed to create a first-class experience for student-athletes and spectators.

The home of Georgia State Baseball features a top-notch playing surface with state-of-the-art drainage and laser-leveling, along with remodeled dugouts. The new entrance plaza was added in 2013.



The Reeves Fieldhouse, named for long-time GSU supporters Bill and Susan Reeves, is home to the team locker room and coaches' offices.



GEORGIA STATE ATHLETICS' MASTER FACILITIES PLAN is a blueprint for success and growth that will allow every Panther program to compete at the highest level.

The Athletics Master Plan features exciting plans for a future new baseball venue.

PANTHER GAME DAY


Georgia State baseball games feature first pitch ceremonies, National Anthem singers, and fun activities for fans, especially youth. Children's groups attending GSU games can join the Panther players on the field during pregame and run the bases afterward.





360

CAA
2009
CONFERENCE



**MIKE
HURST**
ENDOWED
BASEBALL
SCHOLARSHIP



**STEVE
ROSENBERG**
MEMORIAL
ENDOWED
BASEBALL
SCHOLARSHIP

Mike Hurst embodies the true spirit of a Panther, helping resurrect the Georgia State baseball program, starting in 1992. He served as the Panthers' pitching coach from 1992-1993 and took over as the interim head coach for the final 12 games of the 1993 season. After being elevated to head coach following the season, Hurst guided the Panthers for 13 more years until he stepped down following the 2006 season.

Hurst coached the Panthers for a school-record 725 games and led GSU to 293 victories, also a record, during his 14-year tenure. Most notably, he led the Panthers to wins against ranked Georgia and Georgia Tech teams during the 2000 season. He is the only Panther head coach to beat both in-state rivals during the same season.

Hurst coached five All-Americans, five all-region players and 29 all-conference selections and saw 25 players sign professional contracts. His No. 30 jersey was retired by Georgia State in 2008, and he was inducted into the Georgia Dugout Club Hall of Fame in 2014.

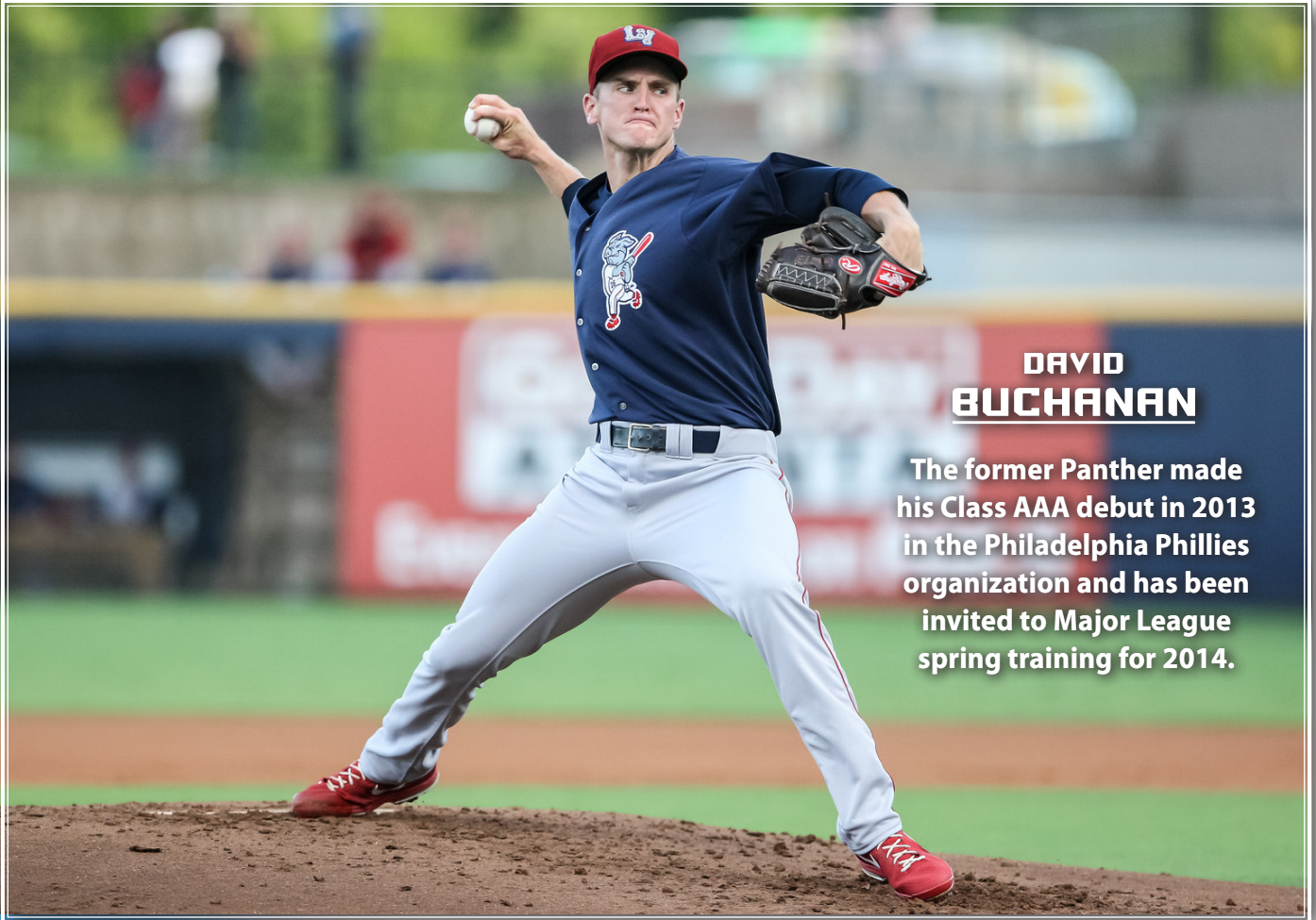
Steve "Rosie" Rosenberg, a native of Boston, moved to Atlanta in the 1960s as a teenager and attended Georgia State in the early 1970s.

A lifelong baseball fan, Rosenberg thrived in the business world after his education at Georgia State. He helped establish Steverino's Subway chain and Premier Video. He joined the Atlanta Division of Men's Senior Baseball League, where he served as commissioner from 1993 until his death in 2006. From 1988-2006, Rosenberg served as the MSBL/MABL World Series assistant tournament director. In 1997, he was an inaugural inductee into the MSBL/MABL Hall of Fame.

During the 1996 Centennial Olympic Games, Rosenberg served as baseball information director at Atlanta-Fulton County Stadium.

He regularly attended Panther games and banquets and always spoke proudly of his affiliation with Georgia State baseball.

PANTHERS IN THE PROS



**DAVID
BUCHANAN**

The former Panther made his Class AAA debut in 2013 in the Philadelphia Phillies organization and has been invited to Major League spring training for 2014.





AIDAN FRANCIS

The former Panther pitcher played professional baseball in his native Australia.

MARK MICOWSKI

The former all-conference outfielder is now playing in the Frontier League.





2012	Matt Rose #	Toronto Blue Jays, 24th
	Tyler Claburn	Baltimore Orioles, FA
2011	Kenny Straus, UT *	Seattle Mariners, 26th
	Jordan Weems, C *	Boston Red Sox, 3rd
	Deion Williams, SS *	Washington Nationals, 16th
	Aidan Francis, P	Australian League
	Rob Lind, 2B	Independent Team
	Mark Micowski, OF	Independent Team
	Charley Olson, P	German League
2010	David Buchanan, P	Philadelphia Phillies, 7th
	Bradley Logan, INF	Independent Team
2009	David Buchanan, P #	New York Mets, 6th
	Chase Childers, SS	Baltimore Orioles, FA
	Dustin Carder, P +	Baltimore Orioles, FA
	Will Palmer, P	Independent Team
	Robinson Polanco, P	Independent Team
	Derek Simmons, 1B/DH	Independent Team
2008	Clayton Shunick, RHP +	Cincinnati Reds, 5th
	Nick Fuller, P *	Atlanta Braves, 25th
	Kevin Dooley, P +	Independent Team
2007	Trevor Pippin, OF *	L.A. Angels of Anaheim, 4th
	Charlie Pelt, C/1B	St. Louis Cardinals, 29th
	Luke Gordon, DH	L.A. Angels of Anaheim, 35th
	Cliff Flagello, RHP +	Baltimore Orioles, 25th
	Adam Bowling, RHP	Chicago White Sox, FA
	Aeden McQueary, C	San Diego Padres, FA
	Eric Suttle, OF	Independent Team

Incoming signee who enrolled at GSU after being drafted

* Signee who opted to pursue professional career

+Finished career at another school

2006	Mike Deveaux, SS +	Philadelphia Phillies, 33rd
	Romas Hicks, RHP	Kansas City Royals, 22nd
	Matt Handley, RHP	San Diego Padres, FA
	B.J. Hubbert, C/OF +	New York Mets, 32nd
	Justin Newman, RHP	Cincinnati Reds, Free Agent
	Tom Rispoli, P +	Independent Team
2005	Ryan Garmon, LHP	Cincinnati Reds, FA
	Brett Strickland, RHP	Colorado Rockies, 18th
	Ben Rulon, LHP	Tampa Bay Devil Rays, 38th
2004	Tim Burgess, 1B	Boston Red Sox, 21st
2003	Gabe Council, P	Independent Team+
	Jonathan Craig, RHP	Cincinnati Reds, FA
	Tanner Rogers, C *	Florida Marlins, 8th
	Ronnie Robinson, RHP	San Diego Padres, 24th
	Andrew Rush, RHP	Independent Team
2001	Jay Fields, OF	Independent Team
	Ryan Patrylo, RHP	Independent Team
2000	Scott Youngbauer, SS	Philadelphia Phillies, 10th
	Billy Boughey, RHP	Philadelphia Phillies, FA
	Kevin Hopper, RHP	Atlanta Braves, FA
1999	Jay Langston, OF	Pittsburgh Pirates, 12th
	Bobby Kidd, C	Independent Team
	Nathan Knight, INF	Independent Team
	Josh Perry, LHP	Independent Team
1998	Rodney Dickinson, RHP	Atlanta Braves, FA
	Matt Griffin, SS +	Chicago Cubs, 32nd
1997	Jamie Glore, P +	Independent Team
	Mark Mortimer, C	Atlanta Braves, FA
1996	Michael Brand, 2B	Independent Team
	Jason Glover, OF	Milwaukee Brewers, 30th
	Courtney Stewart, OF +	Chicago Cubs, 26th
1995	Jason Glover, OF	Baltimore Orioles, 43rd
	Jason Eller, OF/1B	Independent Team
	Keith Ingram, OF	Independent Team
	Brock Radaker, RHP	Independent Team
1988	Steve Fanning, SS +	St. Louis Cardinals, 7th
1980	Russell Eagle, OF	Atlanta Braves, 21st

SUN BELT CONFERENCE

After more than a year's worth of anticipation, the wait is finally over. On July 1, 2013, the Georgia State Athletic Department officially became a full member of the Sun Belt Conference and is now competing for championships in 14 league-sponsored sports starting this year.

"We look forward to playing a leadership role in the Sun Belt Conference and our teams competing for Sun Belt titles and postseason berths," Director of Athletics Cheryl L. Levick said. "It really is a tremendous day in Georgia State sports history."

GSU's move onto a national stage in all sports officially began on April 9, 2012. At a press conference inside the Georgia Dome, Sun Belt Conference officials joined Georgia State President Mark Becker and Levick at the public announcement of the Panthers' impending conference move.

A feasibility study begun in the fall of 2011 concluded that the Sun Belt would be an ideal fit. The rest has been history. The move now allows GSU to build on regional rivalries with several schools within driving distance, while also showcasing its talented teams to the country.

It is a return home of sorts for Georgia State, which was a founding member of the Sun Belt Conference in 1976. At that time, the league consisted of six universities playing across four men's sports – basketball, soccer, tennis and golf.

Georgia State baseball originally competed in the Sun Belt from 1979-81.

Today, the Sun Belt Conference sponsors 18 sports, including 14 that the Panthers will vie for conference titles. On the men's side, GSU competes in baseball, basketball, football, golf and tennis, while women's sports include basketball, golf, cross country, soccer, softball, indoor track and field, outdoor track and field and court volleyball.

The Panthers already own two Sun Belt Conference titles. Ten individual sports were accepted into the league for 2012-13, giving the women's cross country and men's tennis teams a leg up on collecting hardware. Each squad won the Sun Belt title and helped Georgia State finish ahead of two SBC schools in the 2012-13 Vic Bubas Cup standings (an all sports trophy) despite competing in only half of the league's sports.



ABOUT SUN BELT BASEBALL

- ◆ In 2013, the Sun Belt Conference ranked fifth in the nation in RPI behind only the ACC, SEC, Pac-12 and Big 12.
- ◆ The Sun Belt sent a record-tying four teams to the 2013 NCAA Baseball Tournament.
- ◆ The Sun Belt has sent multiple teams to the NCAA Tournament in 24 of the last 25 seasons.
- ◆ The league has sent three or more teams to NCAA play nine times in the last 15 years.
- ◆ Numerous Sun Belt alumni have gone on to Major League Baseball, including recent World Series MVPs David Freese and Mike Lowell.
- ◆ Fifteen Sun Belt players were drafted in 2013, following 14 in draftees in 2012 and 19 in 2011.
- ◆ League schools receive extensive regional television coverage on the Sun Belt Network.




PLAYER DEVELOPMENT

SPEED, STRENGTH & CONDITIONING

The Speed, Strength and Conditioning program is an important facet of Georgia State baseball. The staff works with each player on increasing fitness, strength and flexibility to maximize potential and achieve results on the field.

The GSU program is directed by veteran strength coach Ben Pollard, while assistant Ben Lampkin (right) works directly with the baseball program.

The Panthers train in a 3,000-square foot facility that features state of the equipment for strength and conditioning and is adjacent to an impressive sports medicine facility.



STUDENT-ATHLETE DEVELOPMENT

Georgia State University is committed to providing educational, personal and community development that will enhance the quality of the student-athlete experience.

Georgia State's Student-Athlete Development department became just the second in the nation to be certified at the highest level by the National Association of Academic Advisors for Athletics.

The Georgia State program is headed by Associate Director of Athletics Brad Horton, while Academic Advisor William Judson works directly with the baseball program.

Georgia State's commitment to academic support and student-athlete development is paying dividends as the Panthers have enjoyed unprecedented success in the classroom. GSU's student-athlete population has posted a combined grade point average of 3.0 or better for the last five years.

The Panther baseball team compiled a 3.14 GPA for the fall 2013 semester.

BASEBALL PROGRAM HONORS IN 2013:

4 President's List

13 Dean's List

11 AD's Honor Roll



MAKING HISTORY:

Catcher Scott Sarratt became the GSU baseball program's first Academic All-American with his selection to the 2013 Capital One Academic All-America second team.



ACADEMIC HONORS:

In 2013, Chase Raffield (left) earned All-American honors on the field and Dean's List accolades in the classroom. Sophomore Joey Roach (right) is a two-time President's List honoree.





COMMUNITY OUTREACH


Giving back to the community is an essential component of the Georgia State athletics program. Panther student-athletes, coaches and staff volunteer their time and talents to a wide range of programs and organizations, including Samaritan's Feet, Make-A-Wish, Team Tiger, Boys & Girls Clubs, the Salvation Army, local elementary schools and children's hospitals, and many others. The baseball program annually conducts a free clinic for local youth on the Martin Luther King Holiday.

A HELPING HAND:
GSU student-athletes have completed more than 5,000 hours of community service in each of the last three years.



NIC WILSON

The 2014 season ushers in a new era for Georgia State baseball with the move into the Sun Belt Conference, and the Panthers will make this step with an experienced and talented club.



As eighth-year head coach Greg Frady and his Panthers prepare for their first season in the perennially strong Sun Belt, Georgia State returns the majority of the lineup that ranked in the top five nationally in batting average (.321) and runs per game (7.9) during 2013's 35-win campaign. The Panthers return 19 letterwinners, including three players who earned All-America recognition last spring, and have added 11 newcomers.

Headlining the returning cast are two honorable-mention All-Americans in shortstop Chad Prain and outfielder-designated hitter Chase Raffield, as well as freshman All-American Matt Rose, a standout on the infield and the mound.

"We had a very good season in 2013 with 35 wins with a very young team in our final year in the Colonial Athletic Association, and now we are looking forward to challenge of playing in the Sun Belt Conference," Frady said.

"This year's team has a lot of seniors and veteran players, and even our sophomores are experienced because they played so much last year," he continued.

"We've also added several freshmen and junior college players who will contribute immediately. We have a chance to have a really good year, with what we have returning and what we have added, but we also have a lot of challenges in front of us."

Georgia State has built a reputation as a strong hitting club, and the 2014 edition should be no exception. GSU returns four regulars who batted .349 or higher in 2013, led by Prain, the senior from Valdosta, Ga., who sparked the lineup with a .394 average and 48 runs batted in at the top of the order. Raffield, a Preseason All-American, was the team's top power threat with 10 home runs and 51 RBI, while all-conference third baseman Caden Bailey hit .353. Second baseman Greg Bowder batted .349 but missed the second half of the season with a broken hand. Also returning are senior outfielder Chris Triplett, who hit .319 with six homers, sophomore catcher Joey Roach (.296), Rose (.283) and senior first baseman Nic Wilson, who belted eight homers.

"We were a very good offensive club last year, and we have the majority of

that lineup back, with another year of experience. We can hit for power and for average and from both sides of the plate."

The Panthers have added depth and speed to their lineup with several talented freshmen, but the incoming class should have the most impact on the pitching staff. The pitchers who return for Georgia State accounted for all but five of the team's victories and all 13 saves from 2013, and Frady and his staff welcome four junior college standouts in left-handers Kenny Anderson (Gordon State), Tyler McClure (Chattanooga State) and Wayne Wages (Marion Military Institute) and righty Kevin Burgee (Gordon State).

Top returnees on the pitching staff include senior southpaws Andrew Fessler (6-2, 3.04 ERA) and Ben Burns (6-3, 2 saves), junior righty Jerry Stuckey (3-2, 3 saves) and the sophomore right-hander Rose (3-2, 5 saves, 2.55).

"We have added a lot of depth to our pitching staff, particularly with four talented junior college pitchers," Frady said. "We've bolstered the rotation and the back end of the bullpen. We have six

potential starters, including four lefties, and a lot of bullpen options. With eight left-handers on the staff, we have the ability to play matchups.

“One of our main areas of emphasis in the fall was improving our team defense. That’s an area where we were somewhat inconsistent last season, and we definitely made progress in the fall, but we need to continue to work at it.”

Freshman position players who are expected to contribute immediately include outfielder Ryan Blanton, catcher-outfielder Trae Sweeting and catcher Zach Moon.

INFIELD

The entire infield returns for the Panthers, led by All-America shortstop Chad Prain, a senior who enjoyed one of the top offensive seasons in the nation last spring and was the catalyst for GSU’s offensive production.

The high-energy Prain finished 11th in the nation with a .394 batting average and earned honorable mention All-America recognition from Louisville Slugger/CollegeBaseballInsider.com. He was a first-team all-conference selection, a second-team all-region choice, a member of the Brooks Wallace Shortstop of the Year Award Watch List and a semifinalist for the Gregg Olson Award as the national “Breakout Player of the Year.”

Hitting at the top of the lineup,

Prain led the team with a .457 on-base percentage and was second with a .527 slugging percentage, contributing four homers, 16 doubles, one triple and 48 RBI while stealing 15 bases on 18 attempts.

Along with Prain, the Panthers return potent bats and versatile gloves in junior Caden Bailey, a two-time all-conference selection, and freshman All-American Matt Rose.

Bailey is a left-handed hitter with a career average of .335 who can play second base, shortstop or third base. He enters his junior season as GSU’s active leader in games (106), hits (129) and runs (68). He earned second-team All-CAA honors at third base last spring, when he hit .353 with 33 RBI and 40 runs scored.

An impressive two-way talent, Rose will play first or third base when he is not on the mound. As a freshman, he produced at the plate with a .283 average, four homers and 32 RBI while playing well defensively. He was named to the Louisville Slugger Freshman All-America team by Collegiate Baseball and the CAA All-Freshman squad.

Georgia State also returns fifth-year senior Greg Bowder, a career .332 hitter. He was hitting .349 as the Panthers’ starting second baseman last spring until a season-ending injury April 20.

Newcomer David Levy, a junior college transfer from Chattahoochee Valley Community College, adds strong

defense at the middle infield spots, where freshman David Mayo is also an option.

At first base, the Panthers feature right-handed power hitter Nic Wilson, a senior who belted eight homers a year ago while leading the team with 27 walks.

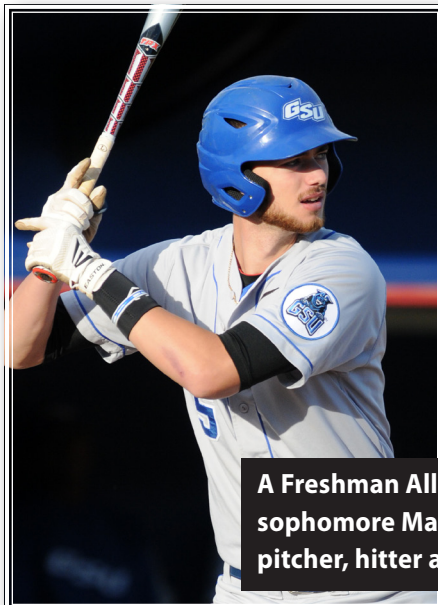

Rose should also see time at first base, where freshmen Zach Moon and Austin Parrish add depth on the corners.

CATCHERS

Georgia State graduated Academic All-America catcher Scott Sarratt, but the position is in good hands with sophomore Joey Roach. The left-handed hitting Roach batted .296 with four homers and 24 RBI as a rookie to earn All-Freshman honors in the CAA. He began his freshman year as the backup but moved into a full-time role when Sarratt with a season-ending injury. From April 20 on, Roach caught 126 of the 147 innings the Panthers played. He is also 4.0 student who is establishing himself as a team leader.

Behind Roach is a pair of promising freshmen in Trae Sweeting and Zach Moon.

Sweeting, a native of Nassau, Bahamas who attended high school in North Carolina, is a talented athlete with excellent speed. In fact, he could also see time in center field. Moon, from Brookwood High School in the Atlanta area, stands 6-3 and 210 pounds and offers a powerful right-handed bat.



A Freshman All-American in 2013, sophomore Matt Rose is talented pitcher, hitter and fielder.





**ANDREW
FESSLER**



**TYLER
McCLURE**



**BEN
BURNS**

Returns Andrew Fessler and Ben Burns and newcomer Tyler McClure are among the eight lefties on the GSU staff.

OUTFIELD

The Georgia State outfield features a pair of powerful bats on the corners in Preseason All-American Chase Raffield in right field and senior Chris Triplett in left.

Raffield enters the 2014 season with Preseason All-America honors from the National Collegiate Baseball Writers Association (NCBWA) after an All-American, all-conference and all-region campaign in 2013. He ranked in the top 25 in the NCAA with a .382 batting average and a .645 slugging percentage while leading the team with 10 homers, 19 doubles and 51 RBI.

The senior from Cochran, Ga., was primarily a designated hitter last spring as he continued his recovery from a serious knee injury. Now that he is fully healthy, he will play right field full-time.

Triplett returns as the starter in left field after hitting .313 with six homers and 29 RBI.

Promising freshman Ryan Blanton is expected to earn the starting job in center field. The left-handed hitter comes to GSU from the powerful Parkview High School program in suburban Atlanta.

Speedy freshman Trae Sweeting could also see action in the outfield, with freshman Austin Parrish and sophomore James Clements adding depth.

STARTING PITCHERS

Georgia State's top returning starting pitcher is senior lefty Andrew Fessler, who led the Panthers with a 6-2 records and a 3.04 earned run average. Fessler led the team in innings pitched and strikeouts, despite missing the first few weeks of the season recovering from injury. He finished seventh in the conference in ERA and first in opponent batting average against (.227) while posting the fifth-best season ERA in school history.

Also in the weekend rotation is sophomore Matt Rose, who excelled as both a starter and a reliever in his rookie season. The hard-throwing right-hander from Melbourne, Fla., and former 24th-round draft pick of the Toronto Blue Jays began the season as a closer and collected five saves before moving into the weekend rotation late in the year. He posted a 3-2 record with a 2.55 ERA and 30 strikeouts in 35.1 innings.

The Panthers also return two sophomores who were weekend starters last spring in left-hander Garrett Ford and 6-7 righty Nathan Bates. Ford (4-4, 6.03) was the workhorse of the GSU staff, starting every weekend series, while Bates was 2-1 with a 2.98 ERA in six starts. Both were named CAA Rookie of the Week.

Two newcomers will also compete for a spot in the weekend rotation in junior college southpaws Tyler McClure and Kenny Anderson.

BULLPEN

Top bullpen returnees Jerry Stuckey and Ben Burns are joined by junior college transfers Kevin Burgee and Wayne Wages.

Burgee, a talented right-hander from Gordon State, is a strong candidate for the closer job. Stuckey, a junior from Perry, Ga., has been a versatile right-hander who can start or relieve. He went 3-2 with three saves in 2013.

Burns, a senior, is a crafty left-hander who tied for the team lead with six victories last spring, along with two saves.

Another experienced right-hander is junior Connor Stanley, who had a 5-2

CHAD PRAIN



The All-America shortstop hit .394, helping GSU rank third in the NCAA in batting average and fourth in scoring.

record and three saves while leading the team with 26 appearances in 2013. Fifth-year senior Aidan McLaughlin is a 6-4 righty who has excellent stuff but has struggled with consistency.

Depending on how the rotation shapes up, lefties Kenny Anderson, Tyler McClure and Garrett Ford and righty Nathan Bates could also throw out of the bullpen if they are not starting.

Perhaps the strength of the GSU bullpen is the presence of eight left-handers on the staff, allowing Frady to play matchups late in the game. In addition to Burns, Wages and possibly Anderson, McClure or Ford, the Panthers can also turn to fifth-year senior Hunter Cash, who returns from Tommy John surgery in 2012, and sophomore Michael Lelko.

Junior Alex Prescott is a side-arming right-hander who converted from catcher-infielder. Freshmen position players Austin Parrish and David Mayo also pitch to add depth from the right side, along with freshman Sean Wilson.

SCHEDULE

Combining a rigorous non-conference slate with its move into the Sun Belt Conference, the Georgia State baseball program will face perhaps the most

challenging schedule in school history in 2014.

The Sun Belt produced four NCAA Regional teams last spring and was rated among the top five conferences in the nation, while Georgia State's non-conference slate includes 2013 NCAA Tournament teams Illinois, Ole Miss,

Georgia Tech, Mercer and Savannah State as well as in-state foes Georgia and Kennesaw State. The Panthers have a total of 21 games scheduled against teams that played in 2013 NCAA Regionals.

The 30-game Sun Belt schedule is a full round-robin plus a second series with Western Kentucky. Georgia State will host the Hilltoppers, Troy, South Alabama, UT-Arlington and UALR for three-game home series and will travel for three-game sets at UL Lafayette, UL Monroe, Texas State, Arkansas State and WKU.

The Panthers open with a three-game home series against Illinois, which went 35-20 to earn an NCAA berth last spring. After a mid-week game at Savannah State, also an NCAA participant, the Panthers travel for a three-game set at Ole Miss, meaning GSU opens the season with seven straight games against 2013 NCAA teams.

The non-conference slate includes home-and-home with Georgia Tech, Mercer and Savannah State as well as three games against Kennesaw State and a road game at Georgia.

"The program is definitely moving in a very positive direction, and we're excited to see how we stack up against a challenging schedule," said Frady, who has led the Panthers to five winning seasons in his seven years at the helm.

GREG FRADY

"The program is definitely moving in a very positive direction, and we're excited to see how we stack up against a challenging schedule."





2014 ROSTER

No.	Name	Pos.	B/T	Ht.	Wt.	Cl.	Hometown (High School/Previous School)
1	David Mayo	INF/RHP	R/R	5-10	170	Fr.	Loganville, Ga. (Loganville)
2	Chris Triplett	OF	R/R	5-11	185	Sr.	Fayetteville, Ga. (Sandy Creek/Chipola)
3	Andrew Fessler	LHP	L/L	6-0	175	Sr.	Dallas, Ga. (South Paulding/Gordon State)
4	James Clements	OF	R/R	5-10	175	So.	Woodstock, Ga. (Walker School)
5	Matt Rose	RHP/INF	R/R	6-3	195	So.	Melbourne, Fla. (Palm Bay)
6	Michael Lelko	LHP	R/L	6-0	160	So.	Johns Creek, Ga. (Northview)
7	Caden Bailey	INF	L/R	5-10	170	Jr.	Suwanee, Ga. (Lambert)
8	Joey Roach	C	L/R	5-11	190	So.	Holly Springs, N.C. (Holly Springs)
9	Chad Prain	INF	R/R	5-10	175	Sr.	Valdosta, Ga. (Valdosta/Southern Union)
11	Aidan McLaughlin	RHP	R/R	6-4	193	R-Sr.	Duluth, Ga. (Peachtree Ridge)
12	Tyler McClure	LHP	L/L	6-2	180	Jr.	Blue Ridge, Ga. (Fannin County/Chattanooga State)
13	Garrett Ford	LHP	L/L	6-0	175	So.	Loganville, Ga. (Loganville)
14	Trae Sweeting	C/OF	R/R	5-10	180	Fr.	Nassau, Bahamas (Christ School, Arden, N.C.)
15	David Levy	INF	R/R	5-10	160	Jr.	Marietta, Ga. (Walton/Chattahoochee Valley)
16	Ryan Blanton	OF	L/R	5-11	180	Fr.	Lilburn, Ga. (Parkview)
17	Jerry Stuckey	RHP	R/R	6-1	155	Jr.	Perry, Ga. (Home School)
18	Connor Stanley	RHP	R/R	6-2	210	Jr.	Oviedo, Fla. (Oviedo)
19	Zach Moon	C/1B	R/R	6-3	210	Fr.	Snellville, Ga. (Brookwood)
20	Nathan Bates	RHP	R/R	6-7	200	So.	Senoia, Ga. (Starr's Mill)
21	Ben Burns	LHP	L/L	6-2	200	Sr.	Menomonee Falls, Wis. (Menomonee Falls/Daytona State)
22	Nic Wilson	1B	R/R	6-6	240	Sr.	Decatur, Ga. (Decatur/Eastern Arizona)
24	Kenny Anderson	LHP	L/L	6-1	200	Jr.	Loganville, Ga. (Loganville/Gordon State)
26	Wayne Wages	LHP	R/L	6-0	175	So.	Lawrenceville, Ga. (Collins Hill/Marion Military)
27	Austin Parrish	INF/RHP	R/R	6-0	210	Fr.	Ringgold, Ga. (Ringgold)
29	Alex Prescott	RHP	R/R	6-2	210	Jr.	Marietta, Ga. (Walton)
31	Kevin Burgee	RHP	R/R	6-3	190	Jr.	Lawrenceville, Ga. (Hebron Christian/Gordon State)
32	Chase Raffield	OF	L/R	5-11	180	R-Sr.	Cochran, Ga. (Bleckley County/Gordon State)
34	Greg Bowder	INF	R/R	5-9	170	R-Sr.	Acworth, Ga. (Harrison/Young Harris)
35	Hunter Cash	LHP	L/L	6-2	209	R-Sr.	Buford, Ga. (Buford/Middle Georgia)
38	Jody Stone	OF	R/R	6-0	215	R-Sr.	Helena, Ga. (Telfair County)
47	Sean Wilson	RHP	R/R	6-2	210	Fr.	Atlanta, Ga. (Lakeside)

ALPHABETICAL ROSTER

Head Coach: 10 Greg Frady (8th Year)
Assistant Coaches: 25 Willie Stewart
48 Edwin Thompson
44 Bradley Logan
Director of Operations: Brandon Kersey
Quality Control Coordinator: Keaton Willis
Video Coordinator: Landon Anderson
Athletic Trainer: Kaleb Birney
Strength & Conditioning: Ben Lampkin

24	Kenny Anderson	19	Zach Moon
7	Caden Bailey	27	Austin Parrish
20	Nathan Bates	9	Chad Prain
16	Ryan Blanton	29	Alex Prescott
34	Greg Bowder	8	Joey Roach
31	Kevin Burgee	5	Matt Rose
21	Ben Burns	32	Chase Raffield
35	Hunter Cash	18	Connor Stanley
4	James Clements	38	Jody Stone
3	Andrew Fessler	17	Jerry Stuckey
13	Garrett Ford	14	Trae Sweeting
6	Michael Lelko	2	Chris Triplett
15	David Levy	26	Wayne Wages
1	David Mayo	22	Nic Wilson
12	Tyler McClure	47	Sean Wilson
11	Aidan McLaughlin		

RETURNING POSITION PLAYERS

							2013 Stats & Notes
2	Chris Triplett	OF	R/R	5-11	185	Sr.	.313, 12 2B, 6 HR, 29 RBI, 41 R
4	James Clements	OF	R/R	5-10	175	So.	Versatile utility player who played both OF and INF
5	Matt Rose	RHP/INF	R/R	6-3	195	So.	.293, 8 2B, 4 HR, 32 RBI; Freshman All-American
7	Caden Bailey	INF	L/R	5-10	170	Jr.	.353, 15 2B, 1 HR, 33 RBI, 40 R; All-CAA (2nd)
8	Joey Roach	C	L/R	5-11	190	So.	.296, 9 2B, 4 HR, 24 RBI; CAA All-Rookie
9	Chad Prain	INF	R/R	5-10	175	Sr.	.394, 16 2B, 4 HR, 48 RBI, 40 R, 15-18 SB All-America (hm), All-Region (2nd), All-CAA (1st)
32	Chase Raffield	OF	L/R	5-11	180	R-Sr.	.382, 19 2B, 10 HR, 51 RBI, 42 R All-America (hm), All-Region (1st), All-CAA (2nd)
34	Greg Bowder	INF	R/R	5-9	170	R-Sr.	.349, 8 2B, 18 RBI, 27 R (35 games)
22	Nic Wilson	1B	R/R	6-6	240	Sr.	.247, 9 2B, 8 HR, 32 RBI, 31 R

RETURNING PITCHERS

							2013 Stats & Notes
3	Andrew Fessler	LHP	L/L	5-11	170	Sr.	6-2, 3.04 ERA, 77.0 IP, 61 H, 33 BB, 51 SO
5	Matt Rose	RHP/INF	R/R	6-3	195	So.	3-2, 5 Saves, 2.55 ERA, 35.1 IP, 28 H, 17 BB, 30 SO
11	Aidan McLaughlin	RHP	R/R	6-4	193	R-Sr.	1-4, 10.30 ERA, 39.1 IP, 25 BB, 38 SO
13	Garrett Ford	LHP	L/L	6-0	175	So.	4-4, 6.03 ERA, 74.2 IP, 19 BB, 20 SO
17	Jerry Stuckey	RHP	R/R	6-1	155	Jr.	3-2, 3 Saves, 5.59 ERA, 58.0 IP, 59 H, 22 BB, 42 SO
18	Connor Stanley	RHP	R/R	6-2	210	Jr.	5-2, 3 Saves, 5.97 ERA, 28.2 IP, 11 BB, 18 SO
20	Nathan Bates	RHP	R/R	6-7	200	So.	2-1, 2.98 ERA, 45.1 IP, 45 H, 19 BB, 34 SO
21	Ben Burns	LHP	L/L	6-2	200	Sr.	6-3, 2 Saves, 5.18 ERA, 57.1 IP, 20 BB, 35 SO
6	Michael Lelko	LHP	R/L	6-0	160	So.	6.2 IP
29	Alex Prescott	RHP	R/R	6-2	210	Jr.	Former catcher transitioning to mound
35	Hunter Cash	LHP	L/L	6-2	209	R-Sr.	Injured in 2013

NEWCOMERS

24	Kenny Anderson	LHP	L/L	6-1	200	Jr.	Loganville, Ga. (Loganville/Gordon State)
16	Ryan Blanton	OF	L/R	5-11	180	Fr.	Lilburn, Ga. (Parkview)
31	Kevin Burgee	RHP	R/R	6-3	190	Jr.	Lawrenceville, Ga. (Hebron Christian/Gordon State)
15	David Levy	INF	R/R	5-10	160	Jr.	Marietta, Ga. (Walton/Chattahoochee Valley)
1	David Mayo	INF/RHP	R/R	5-10	170	Fr.	Loganville, Ga. (Loganville)
12	Tyler McClure	LHP	L/L	6-2	180	Jr.	Blue Ridge, Ga. (Fannin County/Chattanooga State)
19	Zach Moon	C/1B	R/R	6-3	210	Fr.	Snellville, Ga. (Brookwood)
27	Austin Parrish	INF/RHP	R/R	6-0	210	Fr.	Ringgold, Ga. (Ringgold)
38	Jody Stone	OF	R/R	6-0	215	R-Sr.	Helena, Ga. (Telfair County)
14	Trae Sweeting	C/OF	R/R	5-10	180	Fr.	Nassau, Bahamas (Christ School, Arden, N.C.)
26	Wayne Wages	LHP	R/L	6-0	175	So.	Lawrenceville, Ga. (Collins Hill/Marion Military)
47	Sean Wilson	RHP	R/R	6-2	210	Fr.	Atlanta, Ga. (Lakeside)



HEAD COACH

GREG FRADY



**8TH
SEASON**

IN SEVEN SEASONS as head coach, **Greg Frady** has established an unprecedented pattern of winning within the **Georgia State baseball organization**. Since he was named head coach in June 2006, he has worked to build the **GSU program in every area** and now has the **Panthers poised for a successful transition into the Sun Belt Conference in 2013-14**.

Frady, Georgia State's eighth head coach, boasts the highest winning percentage of any coach in school history (.568) with a 228-173-1 record. He trails only Mike Hurst, who finished his Panther career in 2006 with 293 career wins, for the most victories in school history.

In his seven seasons at the helm, Frady has led the Panthers to five winning seasons, all with 33 or more victories. To underscore his impact, it is important to note that prior to Frady's arrival, the Panther program had achieved just two winning seasons in its history and had never won more than 31 games in any year.

The highlight of Frady's tenure came in 2009, when he guided the Panthers to a school-record 39 victories, capped by the Colonial Athletic Association title and the school's first NCAA Tournament berth.

Under Frady, Georgia State teams have been marked by prolific offense. His 2010 squad led the nation in runs per game and ranked third in batting average, while his 2013 Panthers had the nation's third-highest batting average, along with top-10 rankings in scoring, doubles, slugging and on-base percentage.

His program has produced two All-Americans, three freshman All-Americans, one academic All-American and 34 all-conference or all-rookie honorees.

Frady's Panthers have held their own against the powerful programs in the state, posting five wins over Georgia Tech and Georgia since 2007.

Prior to the 2012 season, Georgia State was honored as the nation's Most Valuable Program by the National Alliance of College Summer Baseball, indicative of the Panthers' continued offseason success.

Along with his duties at Georgia State, Frady also serves as the head coach of the German National Team. In 2013, one of his pupils became the first product of the German baseball system to reach the Major Leagues when Donald Lutz made his debut with the Cincinnati Reds.

In the college ranks, Frady has helped develop six future Major Leaguers, while more than 100 of his former players have been drafted or signed professional contracts.

With the move to the Sun Belt Conference, 2013 was a year of transition for the Georgia State program, but it proved to be one of Frady's most satisfying campaigns as he molded a very inexperienced roster into a 35-win club. He steered a freshman-laden team that was unable to compete in the conference tournament due to CAA policy through a challenging schedule while overcoming several key injuries.

The 2013 Panthers achieved the third-highest win total in school history with a 35-21 record, including a 14-13



GREG FRADY AT A GLANCE

Full Name: Gregory Doyle Frady
Date of Birth: Dec. 2, 1962
Hometown: Ellijay, Ga.
Education: Troy State, 1987 (Bachelor's in Education & Recreation); Columbus State, 1989 (Master's in Administration); Gilmer (Ga.) HS
Family: Wife Rhonda; daughter Bailey, son Riley

COACHING CAREER

1988-90, Assistant Coach/Interim Head Coach, Columbus State
1991-96, Head Coach, North Florida Community College, Record: 187-112 (6 seasons)
1997-03, Associate Head Coach, UCF
2005-06, Associate Head Coach, Georgia State
2007-present, Head Coach, Georgia State Record: 228-173-1 (7 seasons)

PLAYING CAREER

Troy State University, member of NCAA Division II national championship team in 1986.



mark in the CAA in a year in which the league had three NCAA teams. That mark, earned while playing 15 road games against 12 home dates, would have qualified GSU for the conference tournament for the fourth time in five years had the Panthers been allowed to compete.

Frady turned an inexperienced lineup into one of the nation's most productive offenses as the Panthers ranked third in the nation in batting average and fifth in runs per game. Of the 12 position players who regularly saw action in 2013, seven were in their first year in the program, including three talented freshmen starters who combined for more than 500 at-bats. Two of the five veteran hitters were lost to season-ending injuries midway through the year.

Frady and his staff secured a recruiting class for 2012-13 that produced two All-Americans in shortstop Chad Prain and designated hitter Chase Raffield and two freshman All-Americans in outfielder Josh Merrigan, who was also named CAA Rookie of the Year, and pitcher-infielder Matt Rose, as well as five all-conference or all-rookie selections. Sophomore third baseman Caden Bailey also earned all-conference honors, while senior catcher Scott Sarratt became the GSU baseball

YEAR-BY-YEAR RECORDS AT GEORGIA STATE

Year	Overall	CAA	Accomplishments
2007	26-32	15-15	CAA Tournament berth
2008	33-23	12-17	Then school-record 33 wins
2009	39-22	12-9	CAA Title, NCAA Regional
2010	34-23-1	17-6-1	Led nation in runs per game
2011	37-21	17-13	School-record ERA
2012	24-31	14-16	
2013	35-21	14-13	GSU's third-highest win total
GSU (7 yrs.)	228-173-1	101-89-1	
Career (12 yrs.)	415-285-1		187 wins at North Florida CC

program's first academic All-American.

In 2012, Frady led a rebuilding Panther squad to 24 victories and had the team in postseason contention until the final day of the regular season.

The year included a headline-grabbing, 13-12 walk-off win over Northeastern in which GSU stunned the Huskies with 11 straight runs in the final inning - 10 with two outs. The Panthers also scored their fourth upset of a ranked Georgia Tech squad in Frady's tenure by taking down the No. 9 Yellow Jackets at home 5-4 early in the year.

In 2011, Frady guided the Panthers to the Colonial Athletic Association Championship tournament for the third straight year, one of only two teams to qualify in each of those three seasons.

In going 37-21 in 2011, the Panthers posted the second-highest winning percentage in school history while recording 30-plus victories for the fourth straight season. GSU also tied its season record with 17 CAA victories, won a school-record 11 straight games during the year, and posted the school's best home record at 26-7.

In 2013, Greg Frady led an inexperienced team to a 35-win season, the third-highest victory total in school history.



Frady's team posted five wins over RPI top-60 teams, including a victory at No. 23 Georgia Tech.

Georgia State's pitching staff posted an all-time low 4.29 ERA during the 2011 season, second-best in the conference and more than two runs lower than the Panthers' 2010 mark.

The 2011 season also saw the departure of Frady's first full signing class, which he helped become the all-time winningest class in the history of the program, with 143 victories over four seasons.

Frady helped the Panthers pick up a league-high six all-conference accolades in 2011, including Rob Lind, Mark Micowski and Brandon Williams on the All-CAA first team.

After graduating 12 seniors, Frady led the 2010 squad to 34 wins, at the time the second most in school history, while watching six players earn All-CAA honors. The 2010 team broke the school records for batting average, slugging percentage, runs scored, hits, doubles, home runs, total bases, RBIs, base on balls, conference wins, conference winning percentage and home winning percentage. The squad sat among the top of the NCAA rankings in several categories during the year, including batting average and slugging percentage. At the end of the season, the Panthers led the nation in runs scored (10.5 per game) and sacrifice flies and ranked third with a .355 batting average.

Frady oversaw Mark Micowski and Brandon Williams as they shattered several season marks while graduating arguably the best player in the history of the program and his first-ever signee, Bradley Logan. Logan, now on Frady's coaching staff, left Georgia State as the winningest player in the history of the program and had 10 career records when he moved on.

Frady reached the 100-win plateau at Georgia State during the March 6 doubleheader against North Carolina Central. He needed the fewest games of any coach in Panther history to reach that feat.

Frady also reached the 300th win of his career as the Panthers defeated Hofstra 9-2 on April 9, 2010. Before



Greg Frady serves as the head coach of the German National Team. Frady guided Germany to a fourth-place finish at the 2012 European Championships and to the finals of the World Baseball Classic qualifier.

In 2013, Frady's former German team standout Donald Lutz made his Major League Baseball debut with the Cincinnati Reds. Lutz is the first product of the German baseball system to make the Major Leagues.

becoming the associate head coach at Georgia State and assistant coach at UCF, Frady was the head coach at North Florida Community College, earning 187 victories. His career collegiate coaching record now stands at 415-285-1.

In 2009, he led Georgia State to its first CAA Championship and NCAA Regional berth after a school-record 39 wins, including a regular-season triumph at third-ranked Georgia Tech.

Five Panthers achieved All-CAA status for the second year in a row. After earning the conference championship, another five Panthers earned all-tournament honors, led by Tournament MOP Bradley Logan.

To go along with the school records for wins, the Panthers shattered the winning percentage mark and established new marks in runs scored, hits, saves, and strikeouts. The squad also finished the regular season and CAA Tournament by tying the then-school record with eight straight wins.

During this 2008 season, Frady led the team to 33 wins, which at the time was the Georgia State record. The 2008 team opened the season with eight straight victories, which matched the school record for longest winning streak


set during the 2000 season.

Under Frady's tutelage, Jean-Michel Rochon-Salvas was named to the Brooks Wallace National Player-of-the-Year Preseason Watch List. Logan earned the same honor in 2009. During that same time frame, catcher Marc Mimeault was named to the Johnny Bench Preseason Watch List in both years.

Rochon-Salvas set a new career mark for hits, only to be broken by Logan. He also earned CAA Scholar-Athlete of the Year accolades in both 2007 and 2008. During Mimeault's senior year, he flirted with batting .400 most of the 2009 season, finishing the year with a .398 average.

Frady also oversaw the advancement of closer Justin Malone, who earned Freshman All-America honors from both Baseball America and the National Collegiate Baseball Writers Association in 2009 to launch a standout career. Malone excelled as both a starter and reliever, finishing his career with 13 victories and a school-record 14 saves.

Frady's first season at the helm of the Panthers in 2007 was highlighted by the team's second straight appearance in the CAA Championship. The team reeled off six consecutive victories on two separate



GREG FRADY celebrates the Panthers' 2009 CAA title with senior Mike McCree. Frady led Georgia State to a school-record 39 victories and a conference title and NCAA Regional berth for the only time in GSU history.

occasions, and three players earned postseason honors. Luke Gordon became the first Panther to earn first-team All-CAA honors, while Charlie Pelt and Eric Suttle earned second-team honors.

Before being promoted to head coach, Frady spent two seasons as the Panthers' associate head coach under Mike Hurst. He helped lead Georgia State to back-to-back conference tournament berths in the Atlantic Sun Conference in 2005 and then the Colonial Athletic Association in 2006.

Prior to joining the Georgia State staff, Frady served as the associate head coach at Central Florida from 1997-2003. The Knights were ranked in the top 25 in each of his seven seasons. UCF collected six conference championships during that time (three regular season and three tournament). The Knights also made four appearances in the NCAA Tournament and played in two regional finals. He was part of four 40-win teams (1997, 1998, 2000, 2002) and one 50-win team in 2001.

Before making the move to UCF, Frady spent six seasons as the head coach at North Florida Community College in Madison, Fla. During his tenure, the team broke the school record for wins in a season four times in six

years. He started his coaching career at Columbus State in 1988, where he served as an assistant for three seasons. Frady took charge as interim head coach in the summer of 1990, after the Cougars went to the NCAA Division II World Series with a 38-15 record.

Frady has recruited and coached 25 All-Americans, while more than 100 of his former players have been drafted or signed professional contracts, including former Panther David Buchanan, who was selected in the seventh round of the 2010 MLB First-Year Player Draft. He is currently pitching at the AAA level in the Philadelphia Phillies organization.

In addition to his former German team standout Donald Lutz, six of Frady's former college players have reached the major leagues: Aaron Fultz of the Cleveland Indians (2000-2007), Mike Maroth of the St. Louis Cardinals (2002-2007), Clay Timpner of the San Francisco Giants (2008), Esix Snead, previously with the New York Mets (2002, 2004), Drew Butera (current) and Matt Fox (current), both with the Minnesota Twins.

Frady played collegiately at Troy State and helped the Trojans reach the Division II World Series twice. In 1986, his team won the national championship and was later named the best Division II team of all-time at the 1997 Division II College World Series.

Frady also currently serves as the head coach of the German National Team. He has won more than 100 games



THE FRADY FAMILY: Greg and his wife Rhonda with daughter Bailey and son Riley.

Under Greg Frady, Georgia State has recruited and developed outstanding hitters, such as Chase Raffield (right).

Frady's GSU program LED THE NATION in runs scored in 2011.

In 2013, the Panthers ranked in the NCAA top five in numerous offensive categories, including THIRD IN THE NATION in batting average and FOURTH IN THE NATION in runs per game.



in international competition, and in 2010 he was named European Coach of the Year.

In the spring of 2008, his squad came just two games shy of qualifying for the Beijing Olympics. In 2009, he led the squad to a win over China in the Baseball World Cup, only the second win in the history of the country. That was just over a month after the German team defeated the United States at the World Baseball Challenge in British Columbia and finished in second place.

Most recently, Frady guided Germany to a fourth-place finish at the 2012 European Championships and to the finals of the World Baseball Classic qualifier. That squad featured former Panthers Eric Suttle, B.J. Roper-Hubbart and Aeden McQueary-Ennis.

In 2005, Frady led the German team to the B-Pool Gold Medal and a fourth-place finish at the European Championship, earning the team a spot in the 2007 World Cup. The fourth-

place finish was the highest a German squad had ever placed at the European Championship and marked the German's first time qualifying for the World Cup.

Frady holds a position on the American Baseball Coaches' Association (ABCA) Ethics Committee and is the founder and chair of the Georgia Dugout Club Ethics Committee. He was recently honored by the ABCA with a 25-year award.

Frady is very active in the community. He served as Rotary Club president in Madison, Fla., when coaching at North Florida Community College, and continues working through Rotary International as a keynote speaker at numerous events. Frady has a long record of working with chambers of commerce and conducts instructional clinics for coaches and youth baseball players. Additionally, he had an article about recruiting published in a national magazine.

In addition to his post with the

German National Team, he has done work with Brazilian Baseball Confederation to help secure equipment and raise awareness of the game in the soccer mecca.

Frady was born in Ellijay, Ga., on Dec. 2, 1962, and graduated from Gilmer High School in 1981. He was named the most valuable player on both the basketball and baseball teams his senior year. In 2006, he was inducted into the Gilmer High School Athletic Hall of Fame.

Frady received his bachelor's degree in education and recreation from Troy State in 1987 and earned a master's degree in administration from Columbus State in 1989.

Greg and his wife Rhonda have been married for more than 25 years. The couple resides in Gwinnett County and has two children, daughter Bailey, 21, and son Riley, 18.



WILLIE STEWART

25

Assistant Coach / Recruiting Coordinator

Third Year at GSU



A former Division I head coach at UNC Asheville, Willie Stewart joined the Georgia State staff prior to the 2012 season and has helped the squad to immediate success.

Stewart oversees Georgia State's hitters and coordinates the Panthers' recruiting efforts.

As hitting coach, Stewart presided over one of the nation's most productive offenses in 2013 as Georgia State ranked in the top five in the NCAA in batting average (.321, third), runs per game (7.7, fourth), doubles (2.39 per game, fourth) and slugging percentage (.468, fifth). Eight Panther regulars hit .300 or higher, including four over .350, and short-stop Chad Prain spent several weeks during the season as the NCAA batting leader.

That offensive production was crucial to Georgia State's 35-win season, the third-highest victory total in school history.

Stewart also works with the Panther catchers, including Joey Roach, who started 30 games as a freshman in 2013 following a season-ending injury to senior Scott Sarratt

and made the Colonial Athletic Association All-Rookie team. Sarratt was honored as an Academic All-American, the first in GSU baseball history.

Stewart's efforts on the recruiting trail helped Georgia State secure a class of newcomers for 2012-13 that produced two freshman All-Americans and five all-conference or all-rookie honorees, including the CAA Rookie of the Year and the first-team All-CAA shortstop. Members of the 2012-13 recruiting class combined for a .324 batting average and 40 home runs in 2013, along with 22 victories and 12 saves.

Stewart joined the GSU baseball staff in November 2011 after a successful playing and coaching career in Asheville, where he was most recently the Bulldogs' head coach for five seasons, from 2005-09.

In 2006, Stewart led UNC Asheville to the school's first and only NCAA Tournament appearance by capturing the Big South conference title as the Bulldogs won a school-record 28 games during the year. Baseball America recognized UNC Asheville as one of the most improved programs in the nation under Stewart's guidance.

During his time as head coach, he recruited and developed three players selected in the Major League Baseball First-Year Player Draft and two others who signed professional contracts. He tutored two all-region players, four all-conference honorees, one Big South Conference Pitcher of the Year, one runner-up for Big South Conference

Player of the Year, one Big South Conference Tournament MVP and four all-tournament selections.

Stewart also helped his Bulldogs' squad achieve the highest GPA of any male team at UNC Asheville.

He was elevated to head coach in July 2004 after two seasons as an assistant coach, during which time he helped UNCA to the then-school record for wins and a second-place finish in Big South Conference, at the time the highest in school history. Four Bulldogs were selected in the Major League Baseball First-Year Player Draft selections in those two seasons.

A UNC Asheville alum, Stewart lettered four seasons for the Bulldogs from 1996-2000, earning first-team all-conference honors at second base his senior year. That 2000 season, he batted .300 with 32 RBIs and established a school-record with an 18-game hitting streak.

Stewart served on the UNC Asheville staff in 2001 and then spent one season as an assistant coach at Elon, where he helped guide the Phoenix to the 2002 NCAA Tournament--the first in school history--as an at-large selection and a No. 3 seed.

He remains very active in summer camps and has coached two summer wooden bat league squads.

A native of Winston-Salem, N.C., Stewart and his wife Christine have two children, son Kendall and daughter Kailyn.





EDWIN THOMPSON

48

Assistant Coach / Pitching Coach

Second Year at GSU

Edwin Thompson enters his second season as Georgia State's pitching coach after joining the GSU staff in the fall of 2012.

In his first season with the Panthers, he guided a very young staff that helped the Panthers to a 35-win season for the third-highest victory total in program history. Four different freshmen hurlers started a total of 24 games in 2013, including 21 on the weekend, and rookies combined to throw nearly 200 innings while collecting 10 wins and five saves.

Thompson developed a GSU bullpen that collected 13 saves, the second-best season mark in Panther annals. Freshman right-hander Matt Rose led the team with five saves and a 2.55 earned run average on his way to earning freshman All-America honors.

Thompson, 33, came to GSU after two years (2011-12) at Duke as assistant coach and recruiting coordinator. He served briefly as the Blue Devils' interim head coach in the spring of 2012.

Working directly with the Duke outfielders, Thompson coached Will Piwnica-Worms, who signed with the Washington Nationals following the season. He was part of a Duke coaching staff that developed Marcus Stroman, an All-America pitcher who was selected 22nd overall in the first round of the Major League Draft by the Toronto Blue Jays, as well as right-handers David Putnam, Dennis O'Grady and Ben Grisz, who also signed professional contracts.

As the team's recruiting coordinator, Thompson was instrumental in securing a class that was ranked among the top 35 in the country, including one player selected in the MLB draft.

A native of Jay, Maine, Thompson served two seasons (2009-10) as the head coach at Bates (Maine) College before going to Duke. He led the Bobcats to a 25-

11 record in 2010 in only his second season. Bates' school-record 25 wins marked the first 20-win season in the program's 138-year history and its first winning campaign since 1992. Thompson's squad committed the fewest errors in NCAA Division III and finished seventh in the country with a .970 fielding percentage that season while also ranking 19th in the nation in with a .354 team batting average.



Before earning the head coaching position at Bates, Thompson served four seasons as the associate head coach and recruiting coordinator at Maine at Farmington. At UMF, Thompson oversaw the pitching staff and recruited and coached eight players who went on to earn all-conference honors.

Thompson began his collegiate playing career at Howard and Maryland. He then played his last two seasons at Webber International, where he led the team to an NAIA top-25 ranking and played in the Florida Sun Conference All-Star Game.

Thompson spent one year in professional baseball playing for the independent-league Bangor Lumberjacks in 2003, when he led all Lumberjack rookies in extra-base hits.

He earned his degree in business administration from Webber in 2003.

Thompson is married to the former Carmen Warren.





BRADLEY LOGAN

44

Volunteer Assistant Coach
Second Year at GSU

Bradley Logan, one of the most accomplished baseball players in Georgia State history, is in his second season as the volunteer assistant on the GSU coaching staff.

Logan starred as a slugging first baseman and third baseman for the Panthers from 2007-10, setting numerous school records. The two-time all-conference selection is Georgia State's career leader in games played, hits, runs batted in, runs scored, at bats, total bases, doubles, times hit by pitch and sacrifice flies. Most importantly, he finished as the Panthers' winningest player, taking part in 132 victories in his four seasons.

The defining moment of Logan's career was also the high point in the annals of Georgia State baseball as he led the Panthers to the 2009 Colonial Athletic Association title and an

NCAA berth, both firsts in school history. Named the tournament's Most Outstanding Player, he homered in four straight games at the CAA Championships, and then he made it five games in a row by belting a home run at Georgia Tech in the opening game of the NCAA Atlanta Regional.

"We are thrilled to have Bradley back into our program," Georgia State head coach Greg Frady said. "His energy, enthusiasm and competitiveness are things that he brings to the field every day. He has a great future in coaching, and we are blessed that he is coaching with us."

Following his GSU career, Logan played professionally for the Lake Erie Crushers of the independent Frontier League in 2011.

A native of Augusta, Ga., Logan



was the Georgia Dugout Club's Class AA Player of the Year at Westside High School.



KEATON WILLIS

Quality Control Coordinator



LANDON ANDERSON

Video Coordinator



BEN LAMPKIN

Assistant Strength & Conditioning Coach



BRANDON KERSEY

*Director of Baseball Operations
Second Year at GSU*

Former Georgia State pitcher Brandon Kersey is in his first year as Georgia State's Director of Baseball Operations.

Kersey was promoted to the Director of Operations position on head coach Greg Frady's staff in August 2013 after serving as graduate assistant for the baseball program in 2012-13, when the Panthers posted a 35-21 record.

Kersey lettered in 2005-06 for the Panthers before transferring to Georgia, where he completed his bachelor's degree in criminal justice/pre-law in 2009.

He earned a master's in sports administration from Georgia State in 2013.

In the summer of 2013, Kersey served as an assistant coach for the 6-4-3 DP Athletics team in the Sunbelt League, an Atlanta-based collegiate summer league. He previously coached with 9 Stars Baseball, Inc., in Cartersville, Ga.

"I am excited to promote Brandon to this key position on our staff," Frady said. "It's always gratifying to promote from within, and to be able elevate a former Georgia State player is even better. He will do an excellent job for our program."

Kersey is an Atlanta native who attended Harrison High School.



KALEB BIRNEY

Athletic Trainer



WILL JUDSON

Academic Advisor



JOHN PORTLAND

*Senior Associate Director of Athletics -
Internal Operations /
Baseball Sport Administrator*



CADEN BAILEY

7

Infielder • 5-10, 170 • Jr. • L/R
Suwanee, Ga. • Lambert HS

- ◆ All-CAA (2nd team), 2013
- ◆ CAA All-Rookie, 2012

AT GEORGIA STATE

Two-year starter on the infield, moving from shortstop as a freshman to primarily third base as a sophomore ... Also plays second base ... Earned all-conference recognition both years ... Left-handed hitter with a career batting average of .335 ... Enters his junior season as GSU's active leader in games (106), hits (129) and runs scored (68).

2013

Earned second-team All-CAA honors at third base ... Versatile infielder who started games at shortstop, second base and third base ... Batted .353 with one homer and 33 RBI ... Had a 19-game hitting streak (three shy of school record) that covered the final three games of 2012 and his first 16 games of 2013 ... Hit by pitch 11 times (second on team), sixth most in school history ... More walks/hit by pitch (28) than strikeouts (21) ... Hit .354 in conference games ... Had 21 multi-hit games and seven games with two or more RBI.

His first career homer was a memorable one as he led off the bottom of the ninth inning against George Mason (3-10-13) with a walk-off homer for a series-clinching, 8-7 victory. Also had a two-run single in the game for a career-high three RBI to help the Panthers rally from a 6-0 deficit ... Went 7-for-15 with five RBI in the Mason series ... Drove in two runs with a pinch-hit double and an RBI single in 7-4 win over Old Dominion (3-17-13) ...

Had a career-high four hits in five at-bats at Delaware (3-30-13) ... Went 3-for-4 with three RBI, tying his career best, in 12-5 win over Kennesaw State (4-9-13) ... Belted two doubles in the season opener against Butler ... Drove in a career-high three runs in win over UNC Asheville (3-6-13) ... Had two hits and an RBI at Georgia Tech.

Had a strong summer with the Ocean State Waves of the New England Collegiate Baseball League, batting .298 with three homers and 24 RBI.

2012

Named to All-CAA Rookie squad after strong freshman season ... Played in 53 of team's 55 games, making 48 starts at shortstop ... Led regular Panther starters with a .315 batting average and .376 on-base percentage ... Scored 28 runs, fourth-most on the club, while driving in 16 ... Batted in seven different spots in lineup, leading off 16 times ... Had 17 multiple-hit games on the year, third on the team ... Had three hits in a game six different times, including opening weekend against Western Illinois ... Scored two runs five times, doing it twice in final series at Old Dominion ... Had two RBIs at VCU (5-6-12) and at ODU (5-19-12) ... Hit first career triple and had five total bases against Northeastern (3-17-12) ... Doubled in two of season's final three games at ODU ... Racked up a team-high 120 assists in the infield and turned 28 double plays... Started at short in 30 of GSU's final 31 games on the year.



Lettered two seasons each at South Forsyth High School, Cumming, Ga. and Lambert High School, Suwanee, Ga. ... Racked up all-region 7-AAAAA and all-county honors his junior and senior seasons ... Led Lambert to region titles in 2010 and 2011 ... Helped South Forsyth to state runner-up finish in 2009 ... Played at the club level for the Titans and Astros of the East Cobb, Ga. league.

PERSONAL

Caden Douglas Bailey was born April 13, 1993 to Doug and Ellen Bailey in Atlanta, Ga. ... Has one older brother, Ross, and one younger brother, Davis ... Aunt, Carol, is Director of Student Advisement Center at GSU ... Uncle, Dave Cohen, has been the radio voice of GSU athletics for more than 30 years.

HIGH SCHOOL

Year	Avg.	GP-GS	AB	R	H	2B	3B	HR	RBI	TB	Slg%	BB	HP	SO	GDP	OB%	SF	SH	SB-Att	PO	A	E	Fld%
2012	.315	53-48	181	28	57	3	1	0	16	62	.343	16	2	24	3	.376	2	2	1-2	81	120	18	.918
2013	.353	53-52	204	40	72	9	2	1	33	88	.431	17	11	21	4	.424	4	3	8-12	67	130	13	.938
Total	.335	106-100	385	68	129	12	3	1	49	150	.390	33	13	45	7	.402	6	5	9-14	148	250	31	.928



NATHAN BATES

20

Right-Handed Pitcher • 6-7, 200 • So. • R/R
 Senoia, Ga. • Starr's Mill HS

◆ CAA Rookie of the Week, 2013

AT GEORGIA STATE

Tall right-handed pitcher who had a strong freshman season, highlighted by conference rookie-of-the-week honors ... Earned Dean's List recognition for the fall 2013 semester.

2013

Posted a 2-1 record and a 2.98 ERA in 12 appearances covering 45.1 innings ... Started six games, including five on the weekend ... Named CAA Rookie of the Week on April 15 after he pitched nine innings and struck out a career-high 11 at New Orleans (4-12-13). Did not earn the win in the 12-inning victory but allowed just one earned run (three total) on five hits ... Earned his first weekend start at Delaware (3-29-13) and pitched into the eighth inning. Allowed just one earned run through seven innings ... Earned a win in relief against Fordham (4-5-13), when he pitched six innings and allowed four runs on seven hits with four strikeouts.

Had a strong relief outing at Mercer (3-20-13), when he pitched 4.2 innings of shutout relief to earn the win. Entered the game with two on and one out in the fifth inning and the Panthers clinging to an 8-7 lead and recorded a strikeout and a pop up


to end the inning. Allowed just two hits and two walks and struck out five ... Made his first start vs. UNC Asheville (3-6-13) and allowed two unearned runs on six hits in 3.1 innings.

HIGH SCHOOL

A three-year letterwinner at Starr's Mill High School, where he pitched and played the outfield ... 2012 honorable mention all-county by the Fayette County News ... Perfect Game Underclass honorable mention in 2011 ... Southeast Region honorable mention 2012 ... Finished his senior season at Starr's Mill with a 9-6 record, a 3.23 ERA and 83 strikeouts in 69 innings ... Helped lead Starr's Mill to a 17-7 record in his senior season ... Also played basketball in high school and earned all-region and All-Fayette County honors ... Finished his prep career as SMHS's all-time leader in rebounds and blocks and was third all-time in scoring.

PERSONAL

Nathan Douglas Bates was born on March 1, 1994 to Douglas and Angela Bates ... Has one sister, Kristen, who is an all-conference swimmer at Georgia Southern ... Business major.



CAREER STATISTICS

Year	ERA	W-L	APP	GS	CG	SHO	SV	IP	H	R	ER	BB	SO	2B	3B	HR	BF	AVG	WP	HB	BK	SFA	SHA
2013	2.98	2-1	12	6	2	0/0	0	45.1	45	24	15	19	34	8	1	1	201	.257	2	1	0	3	3



GREG BOWDER

34

Infielder • 5-9, 170 • R-Sr. • R/R
Acworth, Ga. • Harrison HS / Young Harris

AT GEORGIA STATE

Veteran infielder with a career batting average of .332 in two seasons (79 games) ... Has contributed leadership and clutch hitting ... Career totals include 12 doubles, four triples and 34 RBI with a .420 on-base percentage ... Earned the CAA Commissioner's Academic Award for 2012-13.

2013

Starting second baseman who batted .349 with 18 RBI in 35 games ... Season was cut short by a broken hand, suffered April 20 at James Madison ... Led the team with six sacrifice bunts ... Had 11 multi-hit games, including three outings with three hits ... Hit .439 in 12 conference games ... Fielded at a .963 clip.

Drove in the winning run with a single in the 10th inning to lift GSU over Kennesaw State, 3-2 (4-16-13) ... One of the key figures in GSU's win over Georgia (2-26-13) sixth inning that provided two key insurance runs in the Panthers' 10-7 victory ... Played a key role as GSU rallied from 10-1 deficit to defeat Old Dominion, 12-10 (3-16-13); with the Panthers down by one in the ninth, he drew a two-out walk and then came around to score the tying run.

Knocked in a career-high three runs vs. Grambling (2-24-13) ... Equalled that with three RBI in win over George Mason (3-9-13) ... Drove in two runs and scored

four in win over Alabama State (3-27-13) ... Went 3-for-3 the following game at Delaware (3-29-13).

2012

Impact newcomer appeared in 44 games, making 29 starts as a utility infielder ... Finished third on team with a .314 batting average ... Posted highest on-base percentage, .390 among Panthers with 100-plus at-bats ... Drove in 16 runs and scored 14 times ... Belted four doubles and two triples ... Had 10 multi-hit games.

Had two hits, including first career base-knock, two RBIs and two runs scored in GSU's stunning 11-run, ninth-inning comeback victory over Northeastern (3-16-12) ... Had three hits in a game three times, including against the Huskies (3-18-12) and at George Mason (3-31-12) in CAA play ... Scored two and drove in two in three different contests ... One of two triples came in league play at Towson (4-20-12), part of season-high four total bases on the day ... Defensively, tied for second on the club with 77 assists and added 48 putouts.

2010 (YOUNG HARRIS)

Played one season for coach Rick Robinson at Young Harris College in Young Harris, Ga.



HIGH SCHOOL

Lettered four seasons for coach Mark Elkins at Region 5-AAAAA Harrison High School in Acworth, Ga. ... Named second-team all-county for his senior season by the Marietta Daily Journal ... Belted two home runs in one game, going 3-for-3 with six RBI ... Helped lead team to a 25-1 record and region championship in junior season ... Played multiple years with the East Cobb, Ga. Titans at the club level ... Also played football in high school.

PERSONAL

Gregory Brian Bowder was born Aug. 30, 1991 to Richard and Theresa Bowder in Kennesaw, Ga. ... Has one older sister, Kaylee ... Majoring in managerial science.

CAREER STATISTICS

Year	Avg.	GP-GS	AB	R	H	2B	3B	HR	RBI	TB	Slg%	BB	HP	SO	GDP	OB%	SF	SH	SB-Att	PO	A	E	Fld%
2012	.314	44-29	105	14	33	4	2	0	16	41	.390	8	5	16	2	.390	0	4	2-3	48	77	12	.912
2013	.349	35-29	106	27	37	8	2	0	18	49	.462	15	4	25	0	.448	0	6	3-5	60	70	5	.963
Total	.332	79-58	211	41	70	12	4	0	34	90	.427	23	9	41	2	.420	0	10	5-8	108	147	17	.938



BEN BURNS

21

Left-Handed Pitcher • 6-2, 200 • Sr. • L/L
Menomonee Falls, Wis. • Menomonee Falls HS / Daytona State

AT GEORGIA STATE

Left-handed relief pitcher who joined the program in 2012-13 from Daytona State College ... Made the Athletic Director's Honor Roll for the fall 2012 and fall 2013 semesters.

2013

Primarily a reliever but started two games ... Tied for the team with six victories ... Had two saves ... Second on the team with 24 appearances.

Defeated Boston College (3-1-13) with 7.0 innings of three-hit relief; came on in the third inning and allowed just one run on a bad-hop single while striking out five over the final seven frames ... Added another win with 3.2 innings in relief against UNC Asheville (3-5-13) ... Earned a Friday CAA night win over ODU (3-15-13) with 4.2 innings of relief, allowing just one run on four hits with three strikeouts. Came into the game in the fourth inning and picked off a runner from second base before he even threw a pitch ... Added his first save against Fordham (4-6-13) when he entered the game in the last inning with a runner at second and no outs and struck out the side. After his first two pitches were balls, he threw 11 straight strikes to finish the game ... The winning pitcher in a 12-inning victory over New Orleans (4-12-13) with 2.2 innings of scoreless relief ... Earned his sixth win at James Madison (4-20-13) ... Credited with his second save

after throwing 3.1 innings of scoreless relief at William and Mary (5-17-13) on the season's final day; allowed just one hit.

Made his Panther debut with 2.1 innings of no-hit relief against Butler (2-15-13) to earn the victory on Opening Day ... Made midweek starts against Georgia Tech and Georgia, helping the Panthers to a 10-7 win over the Bulldogs.

2011-12 (DAYTONA STATE)

Played two seasons at Daytona State College, where he played for coach Tim Touma ... Combined for a 4-5 record over his two seasons with just 14 walks in 80 innings ... Named the team's Fireman of the Year as a freshman and was selected to play in the State of Florida Junior College All-Star Game.

HIGH SCHOOL

A three-year letterwinner for coach Pat Hansen at Menomonee Falls High School ... Second-team all-state as a senior in 2010 ... Selected to the 2010 Wisconsin Baseball Coaches All-Star Classic team ... Two-time all-conference honoree, including first-team recognition in 2010 ... Also a two-time selection to the NOW All-Suburban team ... Finished his senior season with an 8-3-1 record, a 1.49 ERA and 77 strikeouts in 80 innings ... Went 7-5 with a 1.52 ERA and 71 strikeouts in 69 innings as a junior.



PERSONAL

Benjamin Thomas James Burns was born Aug. 8, 1992 to Ronald and Therese Burns ... Has two sisters, Tiffany and Brittany ... Business Economics major.

CAREER STATISTICS

Year	ERA	W-L	APP	GS	CG	SHO	SV	IP	H	R	ER	BB	SO	2B	3B	HR	AVG	WP	HB	BK	SFA	SHA
2013	5.18	6-3	24	2	2	0/0	0	57.1	73	38	33	20	35	13	3	4	.322	0	9	1	4	7



HUNTER CASH

35

Left-Handed Pitcher • 6-2, 209 • R-Sr. • L/L
Buford, Ga. • Buford HS / Middle Georgia

AT GEORGIA STATE

Left-handed pitcher who took a redshirt year in 2013 while recovering from elbow surgery ... Made the Dean's List for the fall 2013 semester.

2012

Season was cut short by injury ... Made 15 appearances on the mound in first season at GSU, posting a staff-low 3.79 ERA ... Third on the squad with a .253 average against ... Earned save over No. 9 Georgia Tech (3-17-12) with 1.1 innings in a 5-4 victory ... Struck out two over 3.1 innings at No. 9 Georgia ... Also struck out two at Kennesaw State (3-11-12) ... Went a season-high 3.2 innings against Penn (3-3-12).

2010-11 (MIDDLE GEORGIA)

After redshirting his freshman season, pitched one year for coach Craig Young at Middle Georgia College, making seven appearances and one start ... Went 1-0 with 13 strikeouts in 14 innings pitched.

HIGH SCHOOL

Lettered two seasons for coach Tony Wolfe at Region 6-AA Buford High School in Buford, Ga... Also spent time at first base and in the outfield.

PERSONAL

Hunter Dwayne Cash was born Aug. 1, 1990 to Dwayne and Teresa Cash in Buford, Ga. ... Has one older sister, Meredith ... Father also played baseball at Middle Georgia ... Majoring in sociology.



CAREER STATISTICS

Year	ERA	W-L	APP	GS	CG	SHO	SV	IP	H	R	ER	BB	SO	2B	3B	HR	BF	AVG	WP	HB	BK	SFA	SHA
2012	3.79	0-1	15	0	0	0/0	1	19.0	20	18	8	7	9	5	1	2	79	.253	1	1	0	2	1
2013	REDSHIRT																						



JAMES CLEMENTS

4

Outfielder • 5-10, 175 • So. • R/R
Woodstock, Ga. • Walker School

AT GEORGIA STATE

Versatile player and pinch hitter who has played both infield and outfield ... Played in 15 games in 2013, including two starts ... Collected five hits on the season, including three doubles ... Scored six runs and drove in five ... Started a six-run rally against Hofstra (5-11-13) when he led off the fifth inning with a pinch-hit single ... Delivered a bases-clearing, three-run double in a 14-1 win over Alabama State (3-27-13) ... Had another RBI-double against Savannah State (4-23-13).

Made the Dean's List for the fall 2012 and fall 2013 and the Athletic Director's Honor Roll for the spring 2013 ... Earned the CAA Commissioner's Academic Award for 2012-13.

HIGH SCHOOL

All-Cobb County selection (honorable mention) by the Marietta Daily Journal following his senior year at the Walker School in Marietta, Ga. ... Posted a .434 batting average and earned the team MVP award as a senior ... Blasted 30 home runs while hitting .358 during his junior season ... Helped lead his team to the state semifinals in his sophomore season at the Walker School ... A multi-sport athlete with honors in football and basketball.


PERSONAL

James Edwards Clements Jr. was born Sept. 24, 1993 to James and Kellie Clements ... Has two sisters, Jennifer and Madison, and a brother, Joseph ... Majoring in business.



CAREER STATISTICS

Year	Avg.	GP-GS	AB	R	H	2B	3B	HR	RBI	TB	Slg%	BB	HP	SO	GDP	OB%	SF	SH	SB-Att	PO	A	E	Fld%
2013	.192	15-2	25	6	5	3	0	0	5	8	.308	1	0	2	1	.222	0	1	0-0	2	4	0	1.000



ANDREW FESSLER

3

Left-Handed Pitcher • 6-0, 175 • Sr. • L/L
Dallas, Ga. • South Paulding HS / Gordon State

AT GEORGIA STATE

Left-handed starting pitcher who joined the program in 2012-13 after two seasons at Gordon State ... Made the Dean's List for the fall and spring semesters in 2012-13 and the Athletic Director's Honor Roll for the fall 2013 ... Earned the CAA Commissioner's Academic Award for 2012-13.

2013

Georgia State's top pitcher with a 6-2 record and a 3.04 ERA ... Also led the team in innings pitched (77.0) and strikeouts (51) ... Allowed just 61 hits in 77 innings ... Seventh in the CAA in ERA and first in opponent batting average against (.227) ... Had seven pickoffs ... Posted the fifth best season ERA in school history while tying for sixth in season winning percentage (.750) ... Moved into the weekend rotation as the Sunday starter after missing the first few weeks of the season recovering from injury.

Pitched a five-hit, complete-game victory with a career-high eight strikeouts at Northeastern (4-28-13). Allowed just five singles and one unearned run in the 2-1 win, retiring the final 13 batters he faced ... Combined with Aidan McLaughlin for a five-hitter in win over Towson (5-5-13), scattering three runs over seven innings to earn his fourth victory ... Narrowly missed another complete game against Hofstra, when he pitched into the ninth inning, scattering three runs on eight hits with five

strikeouts to earn his sixth victory. Picked off two runners in the same inning.

In his first start, he pitched 7.2 innings and allowed just two runs on five hits with five strikeouts for win over Old Dominion (3-17-13) ... Made his GSU debut with five scoreless innings in relief to earn a win over Boston College (3-3-13); allowed just one hit and one walk ... Turned in another strong outing in series-clinching win over George Mason (3-10-13), allowing just two hits and one unearned run in 4.1 innings ... Pitched a complete game at Delaware but suffered the loss in a 4-2 defeat ... In win over Fordham (4-7-13), pitched 7.1 innings, allowing two runs, one earned, on five hits with a career-high six strikeouts ... Came out of the bullpen at New Orleans (4-13-13) and allowed just one run on three hits with six strikeouts in 6.2 innings.

2011-12 (GORDON STATE)

Played two seasons at Gordon State in Barnesville, Ga. ... Earned all-conference recognition and the Gordon State student-athlete of the year award ... Pitched 60 innings in 16 games ... Posted a 3.30 ERA with 56 strikeouts on his way to a 5-2 record ... Fanned nine batters against West Georgia Tech (4-27-12) ... Helped lead Gordon State to a No. 3 ranking and the East-Central District title ... Appeared in 20 games and pitched 42.2 innings in 2011, when he posted a 3-2 record with a 3.59 ERA and 42 strikeouts.



HIGH SCHOOL


Lettered four seasons at South Paulding High School ... Threw a complete game no-hitter on April 21, 2009, which was the first in South Paulding's history.

PERSONAL

Andrew James Fessler was born Sept. 20, 1991 to Paul and Deborah Fessler ... Has two brothers, Michael and Daniel, and a sister, Joy ... Majoring in journalism.

CAREER STATISTICS

Year	ERA	W-L	APP	GS	CG	SHO	SV	IP	H	R	ER	BB	SO	2B	3B	HR	BF	AVG	WP	HB	BK	SFA	SHA
2013	3.04	6-2	13	9	2	0/0	0	77.0	61	30	26	33	51	12	0	1	319	.227	5	9	0	3	5



GARRETT FORD

13

Left-Handed Pitcher • 6-0, 175 • So. • L/L
Loganville, Ga. • Loganville HS

◆ Two-time CAA Rookie of the Week, 2013

AT GEORGIA STATE

Left-handed pitcher who earned a spot in the weekend rotation as a freshman ... Made the Dean's List for the fall and spring semesters in 2012-13 and the AD's Honor Roll for the fall 2013 ... Earned the CAA Commissioner's Academic Award for 2012-13.

2013

Started every weekend series as a freshman ... Two-time CAA Rookie-of-the-Week selection ... Record of 4-4 ... Second on the team with 74.2 innings pitched ... Pitched into the sixth inning in nine of his 14 starts ... Led all CAA freshmen in wins, starts and innings ... Recorded victories over Butler, George Mason, Fordham and Northeastern ... Had three pickoffs.

Earned his second CAA Rookie-of-the-Week Award on Apr. 29 after throwing eight scoreless innings in a combined shutout of Northeastern. Allowed just four hits and walked none while striking out four in eight innings.

Allowed just one earned run in 6.0 innings to win his debut against Butler (2-16-13) ... The tough-luck loser in a 2-0 defeat by Boston College. Took a shutout into the seventh inning before allowing one run. Final line saw him allow just one run on five hits with one walk in 6.2 innings ... Named CAA Rookie of the Week on March 10 after he threw eight shutout innings in win over George Mason (3-9-13) before allowing three runs in the ninth ... Allowed just one earned run in six innings to earn win against Fordham (4-6-13).

HIGH SCHOOL

Four-year letterwinner at Loganville High School as a pitcher, outfielder and first baseman ... 2012 Georgia Class AAAA Player of the Year by the Georgia Dugout Club ... Named to GHSA Pre-season AAAA All-State team ... Region 8-AAAA Pitcher of the Year in 2012 ... Perfect Game/Rawlings Southeast Region Honorable Mention All-America and All-County selection in 2012 ... 2011 GHSA Junior Team selection ... First-team all-region in 2011 ... 2011 Georgia Dugout Club Outstanding Season Award winner ... Went 12-1 with 54 strikeouts and a 1.98 ERA in 70.2 innings of action while posting a .310 batting average as a senior... Finished his high school career with a 21-1 career record and 100 strikeouts as a pitcher ... Helped lead Loganville to a 31-9 overall record, the 2012 Class AAAA state championship and a No. 20 national ranking by Rawlings/Perfect Game ... Earned the win and hit home run in 14-4 victory over Greenbrier in deciding game of state championship series ... Helped team to state semifinals in 2009 and 2011.

Also an accomplished quarterback who earned second-team all-region honors in 2011 and honorable mention recognition in 2010 ... Rushed for 1,201 yards with 10 touchdowns to go along with 791 passing yards ... Finished football career with 1,565 rushing yards, 14 touchdowns, and 1,845 passing yards ... 2011-12 Wendy's High School Heisman athlete winner and Top 10 Georgia state finalist ... 4.0 GPA ... University of Georgia Certificate



of Merit winner ... Vince Dooley award ... McDonald's Ray Kroc award ... Northeast Georgia Football Hall of Fame Scholar-Athlete award.

PERSONAL

Garrett Scott Ford was born Feb. 1, 1994 to Gregory and Cheryl Ford ... Has one sister, Lindsey ... Majoring in mathematics.

CAREER STATISTICS

Year	ERA	W-L	APP	GS	CG	SHO	SV	IP	H	R	ER	BB	SO	2B	3B	HR	BF	AVG	WP	HB	BK	SFA	SHA
2013	6.03	4-4	14	14	0	0/1	0	74.2	106	58	50	19	20	20	2	3	349	.340	2	4	0	3	10



MICHAEL LELKO

6

Left-Handed Pitcher • 6-0, 160 • So. • R/L
Johns Creek, Ga. • Northview HS

GEORGIA STATE

Left-handed reliever who saw limited duty as a freshman ... Made 10 relief appearances covering 6.2 innings but did not record a decision ... Longest stint was 1.1 innings at UNCW.

HIGH SCHOOL

Two-year letterwinner for coach Josh Bartlett at Northview High School ... Earned second-team all-region honors his senior season ... Helped lead Northview to the high school playoffs for the first time in school history in 2012 ... Pitched a complete-game, two-hitter to send his team to the playoffs and then a complete-game six-hitter to give Northview its first-ever playoff victory ... Member of the Windward Braves club team.

PERSONAL

Michael Matthew Lelko was born July 4, 1994 to Mike and Stacey Lelko ... Has one sister, Jenn ... Biology major.



CAREER STATISTICS

Year	ERA	W-L	APP	GS	CG	SHO	SV	IP	H	R	ER	BB	SO	2B	3B	HR	BF	AVG	WP	HB	BK	SFA	SHA
2013	10.80	0-0	10	0	0	0/0	0	6.2	11	8	8	6	1	0	0	1	41	.367	1	5	0	0	0



AIDAN McLAUGHLIN

11

Right-Handed Pitcher • 6-4, 193 • R-Sr. • R/R
Duluth, Ga. • Peachtree Ridge HS

AT GEORGIA STATE

Three-year letterwinner as a right-handed pitcher Has 60 strikeouts in 64 career innings.

2013

Made 13 appearances, including seven starts ... Third on the team with 38 strikeouts ... Earned his first collegiate victory against Fordham (4-6-13), when he struck out a career-high nine in 6.0 innings in the longest outing of his career. Allowed three runs on five hits ... Pitched five innings and notched seven strikeouts against Grambling (2-24-13).

2012

Made 18 relief appearances on the mound in redshirt-sophomore season, tied for most on the club... Two saves tied for second on the team... Thirteen relief appearances in conference play led staff ... Pitched 12 scoreless outings... Finished 10 games ... Went 2.0 innings on four occasions, including in league play against James Madison March 24, at Towson (4-21-12) and against Delaware (5-11-12) ... Struck out a career-high three against the Tigers (4-21-12) ... Struck out two in hitless frame at No. 9 Georgia Feb. 22... Earned save in 8-7 win over CAA champion UNC Wilmington (4-29-12).

2011

Made seven appearances on the mound in his first season in action at GSU ... Held opponents to .190 average in 6.1 innings of work, striking out five and walking only one ... Did not record a decision in compiling 4.29 ERA... Appeared in two of GSU's school-record seven team shutouts ... Struck out two batters in one inning of work against Big Ten foe Iowa (3-4-11) ... Also struck out two at Mercer (5-17-11) ... Allowed just one extra-base hit in facing 24 total batters.

2010

Redshirted his freshman season at Georgia State.

HIGH SCHOOL

Played for Bubba Wilson and Ryan Hanik at Peachtree Ridge High School, earning Georgia Top 100 honors as well as Pitcher of the Year honors for the Lions ... Opened his senior season with a perfect game and during that same year, threw four complete games in a row for a total of five on the season ... Led Gwinnett County in strikeouts during his senior season...Graduated with honors as a scholar-athlete.



PERSONAL

Aidan Francis McLaughlin is one of two children to Michael and Barbara McLaughlin ... Born on April 10, 1991, in Lakeland, Fla. ... Has an older sister, Megan.

CAREER STATISTICS

Year	ERA	W-L	APP	GS	CG	SHO	SV	IP	H	R	ER	BB	SO	2B	3B	HR	BF	AVG	WP	HB	BK	SFA	SHA
2011	4.26	0-0	7	0	0	0/2	0	6.1	4	3	3	1	5	0	0	1	24	.190	3	0	0	1	1
2012	5.89	0-2	18	0	0	0/0	2	18.1	19	12	12	13	17	2	2	0	87	.275	6	4	1	0	1
2013	10.30	1-4	13	7	0	0/0	0	39.1	62	53	45	25	38	13	0	4	212	.358	4	8	1	2	4
Total	8.44	1-6	38	7	0	0/2	2	64.0	85	68	60	39	60	15	2	5	323	.323	13	12	2	3	6

* Redshirted in 2010



CHAD PRAIN

9

Infielder • 5-10, 175 • Sr. • R/R

Valdosta, Ga. • Valdosta HS / Southern Union

- ◆ Honorable Mention All-American, 2013
- ◆ All-Atlantic Region (2nd team), 2013
- ◆ All-CAA (1st team), 2013

AT GEORGIA STATE

All-America, all-conference and all-region shortstop who turned in one of the top offensive seasons in the nation in his first year with the program ... Spark plug for one of the NCAA's most productive offenses ... Known for high-energy play.

2013

Earned honorable mention All-America recognition by Louisville Slugger/CollegeBaseballInsider.com... First-team All-CAA shortstop ... Semifinalist for the Gregg Olson Award as national "Breakout Player of the Year" ... Named to the Brooks Wallace Shortstop of the Year Award Watch List ... Second-team All-Atlantic Region by the ABCA ... Finished second in the CAA and 11th in the nation with a .394 batting average ... Spent several weeks in March and April as the NCAA leader in batting average and hits ... Contributed four home runs, 16 doubles and one triple for 119 total bases and collected 48 RBI ... Led the team with a .457 on-base percentage and was second with a .527 slugging percentage ... More walks/hit by pitch (27) than strikeouts (24) in 226 at-bats ... Compiled the ninth highest season batting average in school history ... Collected 89 hits in 55 games, finishing two hits shy of the GSU record of 91 ... Average of 1.62 hits per game is second in Panther annals.

Hitting at the top of the lineup, he helped GSU rank in the top 10 in the NCAA in batting average (3rd), runs per game (5th), slugging (5th) on-base percentage (10th) ... Failed to reach base safely in only two games all season (James Madison and William & Mary) ... Had a 20-game hitting

streak, two shy of the school record, and a streak of 37 consecutive games reaching base ... 27 multi-hit games, including 11 games with three or more hits (one five-hit game, four four-hit games and six three-hit games) ... Thirteen multi-RBI games, including six contests with three RBI ... Hit by pitch 15 times, one shy of the school record ... 15-for-18 on stolen bases ... Helped GSU rank among the national leaders with 57 double plays.

Hit a solo home run in a 2-1, series-clinching victory at Northeastern (4-28-13) ... Added his fourth homer of the season vs. Hofstra (5-11-13) ... Hit the game-winning homer in the top of 12th inning in 4-3 victory at New Orleans (4-12-13) ... One day later, the Panthers trailed 5-4 with two outs in the top of the ninth inning and were down to their last strike when he was hit by an 0-2 pitch with bases loaded to bring home the tying run. In the top of the 11th, he was at the plate when the go-ahead run came home on a wild pitch in the 6-5 victory ... Slid home safely with the tying run with two outs in the top of the ninth in GSU's 3-2, 10-inning win at Kennesaw State (4-16-13), scored from second base on a fielding error by the shortstop.

Had three doubles and a triple with four RBI in a 4-for-4 outing against Alabama State (3-27-13) ... Went 5-for-6 with three doubles, two RBI and four runs scored in win at Mercer (3-20-13) ... Went 9-for-14 with six RBI and three runs scored as GSU swept a three-game series from Old Dominion (March 15-17). Hit his first homer in the Friday night win and then drove in the go-ahead run in the sixth inning. Went 4-for-5 with two RBI as the

Panthers rallied from a 10-1 deficit to win 12-10 Saturday.

Drove in three runs against Butler (2-16-13) and Alabama A&M (2-21-13) ... Added three RBI in win over UNC Asheville (3-6-13) ... Went 4-for-6 with three runs scored vs. George Mason (3-8-13) ... Drove in the game-winning run in 5-3 victory over Fordham (4-6-13) with a two-out single as GSU rallied for three runs in the bottom of the sixth in a seven-inning game.

2011-12

Played one season (2012) at Southern Union Community College for coach Joe Jordan ... Spent the 2011 season at Gordon State, where he batted .271 with 21 RBI in 45 games.

HIGH SCHOOL

Four-year letterwinner at Valdosta High School ... Three-time all-region honoree ... As a senior, he batted .338 with 18 RBI while posting a 6-4 record and a 3.22 ERA on the mound ... Batted .416 with two homers and 29 RBI as a sophomore ... Hit a grand slam in his first varsity at-bat as a freshman ... Helped Valdosta reach the playoffs in three of his four seasons, including two region championships and a berth in the state final four in 2008 ... Also played quarterback for the football team.

PERSONAL

Chad Wilkinson Prain was born Jan. 7, 1992 to Mark Prain and Sala Love ... He has one brother, Taylor, and one sister, Sala ... Business major.

CAREER STATISTICS

Year	Avg.	GP-GS	AB	R	H	2B	3B	HR	RBI	TB	Slg%	BB	HP	SO	GDP	OB%	SF	SH	SB-Att	PO	A	E	Fld%
2013	.394	55-52	226	40	89	16	1	4	48	119	.527	12	15	24	1	.457	1	5	15-18	100	150	24	.909



ALEX PRESCOTT

29

Right-Handed Pitcher • 6-2, 210 • Jr. • R/R
Marietta, Ga. • Walton HS

AT GEORGIA STATE

Right-hander with a sidearm delivery who is now concentrating on pitching after contributing as a backup first baseman and catcher in his first two years ... Outstanding student who made the President's List for the spring 2013. Added Dean's List honors for fall 2012 and fall 2013 ... Georgia State All-Academic team ... Earned the CAA Commissioner's Academic Award for 2012-13.

2013

Appeared in seven games as a pinch hitter or defensive replacement at first base ... Hitless in four at-bats but reached on a strikeout against Georgia Tech and came around to score ... Made his first appearance on the mound in a win over Savannah State (3-23-13), finishing the game with 0.2 innings. Hit the first batter he faced, then induced a game-ending double play ... Threw one inning in the season finale at William and Mary (3-17-13) ... Perfect fielding with six putouts and one assist.

2012

Reserve who made 10 appearances in first year with the club, starting one game as designated hitter ... All three hits went for extra bases, belting a home run and two doubles ... Slugged .667 with .400 on-base percentage ... Key figure in one of the most memorable games in GSU history and he drove in two runs, scored two and had his first career hit during stunning 11-run, ninth-inning comeback win over Northeastern (3-16-12) ... Scored game-winning run in the 13-12 victory ... Belted home run later in the series in pinch hit at-bat March 18... Scored run in first career start at Alabama State (3-20-12) ... Added double at UNC Asheville (3-8-12) ... Made nine putouts defensively with a 1.000 fielding percentage.

HIGH SCHOOL

Lettered three seasons for coach Shane Amos at Region 5-AAAAA Walton High School in Marietta, Ga. ... Power at the plate helped lead team to state playoffs senior season ... Went 4-for-4 with two

singles, a double and a triple in one game ... Belted a grand slam senior year ... Played at the club level for the Windward Braves ... Also played football for three seasons in high school ... Member of Beta Club, volunteered with Habitat for Humanity and was twice named a scholar-athlete.

PERSONAL

Joseph Alex Prescott was born Aug. 7, 1993 to Patrick and Susan Prescott in Winston-Salem, N.C. ... Has one younger brother, Alan ... Grandfather, Daniel Prescott, played baseball at Vermont ... Majoring in criminal justice.

CAREER STATISTICS

Year	Avg.	GP-GS	AB	R	H	2B	3B	HR	RBI	TB	Slg%	BB	HP	SO	GDP	OB%	SF	SH	SB-Att	PO	A	E	Fld%
2012	.250	10-1	12	4	3	2	0	1	3	8	.667	1	2	5	0	.400	0	0	0-0	9	0	0	1.000
2013	.000	7-0	4	1	0	0	0	0	0	0	.000	0	1	4	0	.200	0	0	0-0	6	1	0	1.000
Total	.188	17-1	16	5	3	2	0	1	3	8	.500	1	3	9	0	.350	0	0	0-0	15	1	0	1.000
Year	ERA	W-L	APP	GS	CG	SHO	SV	IP	H	R	ER	BB	SO	2B	3B	HR	BF	AVG	WP	HB	BK	SFA	SHA
2013	5.40	0-0	2	0	0	0/0	0	1.2	1	1	1	0	0	0	0	0	6	.250	0	1	0	1	0



CHASE RAFFIELD

32

Outfielder • 5-11, 180 • R-Sr. • L/R

Cochran, Ga. • Bleckley County HS / Gordon State

- ◆ Preseason All-American, 2014
- ◆ Honorable Mention All-American, 2013
- ◆ All-Atlantic Region (1st team), 2013
- ◆ All-CAA (2nd team), 2013



AT GEORGIA STATE

Left-handed hitting outfielder-designated hitter who enjoyed an All-American, all-conference and all-region first season as the Panthers' top power hitter and run-producer ... 2014 Preseason All-American, earning third-team honors from the National Collegiate Baseball Writers Association (NCBWA) ... Joined the program in 2012-13 from Gordon State ... Has made the Dean's List in each of his three semesters at GSU (fall 2012, spring 2013 and fall 2013) ... Earned the CAA Commissioner's Academic Award for 2012-13.

2013

Honorable mention All-American by Louisville Slugger/CollegeBaseballInsider.com ... First-team All-Atlantic Region by the ABCA ... Second-team All-CAA selection at designated hitter ... Hit .382 while leading the team with 10 homers, 51 RBI and a .645 slugging percentage ... Finished fifth in the CAA in batting average (25th in NCAA), third in slugging (20th in NCAA) and sixth in RBI ... Tied for the team lead in on-base percentage (.457) ... Smacked a team-leading 19 doubles ... Had more walks/hit by pitch (29) than strikeouts (23) ... Hit .420 with seven homers and 28 RBI in CAA games, including a .761 slugging and .505 on-base against conference foes ... His .420 average in CAA games led the league.

Hit a walk-off, two-run homer to lift GSU to a 12-10 win over Old Dominion (3-16-13) as the Panthers rallied from

a 10-1 deficit ... Drove in four runs with a three-run homer and an RBI-single against Butler (2-16-13) ... Knocked in four runs with a double and a three-run homer in win over George Mason (3-9-13) ... Drew a bases loaded hit by pitch for the tying run in the bottom of the eighth inning against George Mason (3-10-13) in a game the Panthers won in the ninth.

Belted his fourth homer of the season at UNCW and his fifth at Delaware ... Had two doubles and two RBI in win over Kennesaw State (4-9-13) ... Homered in both ends of a doubleheader at New Orleans (4-13-13). Hit a solo homer in GSU's 5-4 victory in game one and then belted a two-run homer and a run-scoring single in the nightcap as the Panthers rallied from a 5-1 deficit to win 6-5 in 11 innings.

Smashed two homers in the James Madison series ... Drove in four runs with a homer, a double and a sacrifice fly in win at JMU (4-20-13) ... Had three hits and three RBI in win over Savannah State (4-23-13) ... Drove in three runs with a double, single and sacrifice fly in a 6-0 win at Northeastern (4-27-13) ... Reached double-digit homers with No. 10 at William and Mary on the season's final day.

2010-12 (GORDON STATE)

Spent three seasons at Gordon State before transferring to GSU ... Redshirted in 2011 due to a knee injury ... Limited to just 11 games in 2012, when he batted .282 with a .333 OBP and seven RBI ... Played

in 61 games with 60 starts in 2010, when he batted .392 with 83 runs, 23 doubles, 14 HR and 67 RBI ... 12-for-17 on stolen base attempts ... Reached base in 57 of 61 games and had 25 multi-hit games ... Finished his freshman year on a 13-game hitting streak ... Career-high four RBI four times, including a walk-off grand slam against Chattanooga State ... Holds single-season school records for games played (61), doubles (23), and runs scored (83) ... 2010 second-team all-region selection ... 2010 Region XVII Tournament MVP.

HIGH SCHOOL

Four-year letterwinner at Bleckley County High School for head coach Rhett Grant ... 2007 Hustle Award ... 2008 and 2009 Offensive Player of the Year ... First-team all-region in 2009 after earning second-team honors in 2008 ... 2009 Georgia Top 96 all-star.

PERSONAL

Christian Chase Raffield was born Aug. 27, 1991 to Danny and Paula Raffield ... Two brothers, Carter and Josh ... Political science major.

CAREER STATISTICS

Year	Avg.	GP-GS	AB	R	H	2B	3B	HR	RBI	TB	Slg%	BB	HP	SO	GDP	OB%	SF	SH	SB-Att	PO	A	E	Fld%
2013	.382	52-46	186	42	71	19	0	10	51	120	.645	21	8	23	3	.457	4	1	4-5	22	1	2	.920



JOEY ROACH

8

Catcher • 5-11, 190 • So. • L/R
 Holly Springs, N.C. • Holly Springs HS

◆ CAA All-Rookie, 2013

AT GEORGIA STATE

Left-handed hitting catcher coming off a strong freshman season on the field and in the classroom ... Named to the President's List, signifying a 4.0 GPA, the last two semesters (spring and fall 2013), following Dean's List honors for the fall 2012 ... Earned the CAA Commissioner's Academic Award for 2012-13.

2013

Named to the CAA All-Rookie team ... Became the Panthers' primary catcher following an injury to senior Scott Sarratt ... From April 20 on, he caught 126 of the 147 innings GSU played ... Batted .296 with four homers and 24 RBI for the season ... Also smacked nine doubles and one triple ... Had nine multi-hit games and seven contests with two or more RBI.

Homered in each of the final two CAA series, with blasts in the Friday night win over Hofstra (5-10-13) and in Game 1 at William and Mary (5-16-13) ... Drove in a career-high three runs with a triple and a sacrifice fly in Game 2 win over the Tribe ... Caught 25 of 27 innings in the Towson series and went 4-for-10 at the plate with two runs and two RBI.

Had two hits and scored five runs in his first start against Butler ... Hit his first home run with a two-run blast at Georgia Tech (2-19-13) ... Drove in game-winning run with a seventh inning single against Grambling (2-22-13) ... Had two hits and two RBI in win over George Mason (3-9-13) ... Also drove in two runs in wins over Old Dominion (3-15-13) and Mercer (3-20-13) ... Belted his second homer of the season at James Madison (4-20-13).

HIGH SCHOOL

Four-year letterwinner for coach Rodney Whitesell at Holly Springs High School ... Set the Holly Springs records for career home runs and RBI ... Two-time all-conference selection ... Finished the 2012 season with a .431 average, 10 home runs and 33 RBI ... Helped lead his team to 4A NCHSAA state championships in 2010 and 2011 ... His high school team was ranked No. 18 by ESPNHS in 2011 ... Four-time academic all-conference honoree and National Honor Society member ... Also a two-time all-conference selection in football and the team's Defensive MVP ... Conference champion in wrestling.



PERSONAL

Joseph John Roach was born Aug. 27, 1993 to Jim and Cheri Roach ... Has a twin brother, Mike ... Majoring in actuarial science.

CAREER STATISTICS

Year	Avg.	GP-GS	AB	R	H	2B	3B	HR	RBI	TB	Slg%	BB	HP	SO	GDP	OB%	SF	SH	SB-Att	PO	A	E	Fld%
2013	.296	41-30	115	24	34	9	1	4	24	57	.496	12	3	20	3	.374	1	3	2-14	168	17	4	.979



MATT ROSE

5

Right-Handed Pitcher / Infielder • 6-3, 195 • So. • R/R
Melbourne, Fla. • Palm Bay HS

- ◆ Freshman All-American, 2013
- ◆ CAA All-Rookie, 2013
- ◆ CAA Rookie of the Week (2), 2013



AT GEORGIA STATE

Hard-throwing right-handed pitcher and infielder who earned freshman All-America honors with a strong rookie season on the mound and at the plate ... Was used as both a starter and a closer ... Started games at first base and third base.

2013

Named to the Louisville Slugger Freshman All-America Team (Collegiate Baseball) as a multi-position player ... Also tabbed to the CAA All-Rookie team ... Started at first or third base while pitching in both a starting and relief role ... Batted .283 with four homers and 32 RBI ... Posted a 3-2 record, five saves and a 2.55 ERA in 16 appearances (three starts) on the mound ... Allowed just 28 hits in 35.1 innings with 30 strikeouts ... Two-time CAA Rookie of the Week selection.

Earned his second CAA Rookie of the Week award May 13 after pitching GSU to a Friday night win over Hofstra in his first weekend start. Pitched a career-high 7.1 innings and allowed just three runs on four hits with five strikeouts. Also batted .462 with a homer and five RBI on the week ... Made his second CAA start the following weekend and earned a win at William and Mary as he scattered four runs over 5.2 innings and struck out five.

Named CAA Rookie of the Week for the first time on April 8 after helping GSU to sweep of Fordham as he batted .400

(4-for-10) with four RBI in three games, and also earned a save on the mound. In Saturday win he knocked in GSU's first two runs with a two-out single in the second inning. In series finale, he drove in two of the Panthers' five runs with a pair of two-out hits and then closed out the game on the mound. He started the game at third base, moved to first base and then took the mound for the ninth inning with the Panthers leading, 5-2. After allowing a leadoff walk, he recorded three straight strikeouts for the save.

Went 7-for-14 with four RBI in GSU's opening series ... Went 4-for-8 with three RBI in series win over Boston College ... Belted his first home run in win over UNC Asheville (3-6-13) ... In his first start at first base, set a school record with 19 putouts against Grambling (2-23-13) ... Drove in three runs against George Mason (3-8-13) ... Hit a two-run homer in the first inning of win at Mercer (3-20-13).

Pitched three scoreless innings to earn his first save in GSU's win over Georgia (2-26-13), allowing just one hit with two strikeouts ... Saw his first action on the mound with a scoreless ninth inning against Alabama A&M (2-21-13) ... Pitched a 1-2-3 ninth inning against Kennesaw State (4-9-13) with two strikeouts ... Saved back-to-back victories at New Orleans. Entered the Friday night game with runners at first and third and two outs in the bottom of the 12th and GSU leading 3-2 and struck out the final

batter on three pitches. The next day he pitched a scoreless ninth inning in the Panthers 5-4 win ... Made his first start on the mound at Kennesaw State (4-16-13); threw four scoreless innings but was not involved in the decision as GSU won in extra innings.

HIGH SCHOOL

Drafted by the Toronto Blue Jays in the 24th round of the 2012 Major League Baseball First-Year Player Draft ... Three-year letterwinner at Palm Bay High School, where he played the infield and pitched ... Two-time all-county selection ... Space Coast Player of the Year by Florida Today in 2011 ... Hit .360 with 24 runs and 27 RBI his senior season ... Compiled a .487 average with a .970 slugging percentage in 2011 ... Member of the Cape Coast Canes club team ... Helped lead the Canes to the Senior League World Series in 2011 and 2012.

PERSONAL

Matthew Aaron Rose was born Aug. 2, 1994 to Randy and Cindy Rose ... Has one brother, Craig and one sister, Taylor.

CAREER STATISTICS

Year	Avg.	GP-GS	AB	R	H	2B	3B	HR	RBI	TB	Slg%	BB	HP	SO	GDP	OB%	SF	SH	SB-Att	PO	A	E	Fld%
2013	.283	45-43	166	28	47	8	0	4	32	67	.404	18	4	32	1	.365	1	0	2-3	201	61	3	.989
Year	ERA	W-L	APP	GS	CG	SHO	SV	IP	H	R	ER	BB	SO	2B	3B	HR	BF	AVG	WP	HB	BK	SFA	SHA
2013	2.55	3-2	16	3	0	0/1	5	35.1	28	11	10	17	30	5	0	0	149	.222	3	2	0	1	3



CONNOR STANLEY

18

Right-Handed Pitcher • 6-2, 210 • Jr. • R/R
Oviedo, Fla. • Oviedo HS

AT GEORGIA STATE

Right-handed pitcher who owns an 8-3 record for his first two seasons in a GSU uniform ... Also has three saves ... Has appeared in 38 games, 36 of them in relief ... Earned Dean's List recognition for the fall 2013 semester.

2103

Led Georgia State and ranked among the conference leaders with 26 appearances, which is just two shy of the school record for appearances in a season ... Posted a 5-2 record with three saves ... Third on the team in victories.

Earned his first save with a scoreless ninth inning against Grambling (2-22-13) ... Pitched a scoreless inning with two strikeouts in a combined shutout of Alabama A&M (2-21-13) ... Earned his first victory after pitching a scoreless ninth inning in a walk-off win over George Mason (3-10-13).

Got the final two outs in the top of the ninth inning against Old Dominion (3-16-13) and earned the victory as GSU won 12-10 on Chase Raffield's walk-off homer in the bottom of the ninth ... Added a save the following day when he recorded the final out after entering the game with two outs in the ninth, a runner at second, two runs in and GSU leading 7-4. Actually finished all three games of the ODU sweep ... Pitched a scoreless ninth inning to earn the save in a 12-9 win over Fordham (4-5-

13) ... Added victories in 11-inning win at New Orleans (4-13-13) and 10-inning win at Kennesaw State (4-16-13), pitching 1.1 innings of scoreless relief in each game.

2012

Made strong contributions in first season on the mound, appearing in 12 games with two starts ... Fourth on the staff with three victories ... Third with a 4.15 ERA ... Tied for lowest batting average against at .238 ... Appeared in three conference games ... Tossed 1.1 scoreless innings in 5-4 win over No. 9 Georgia Tech (3-7-12) ... Made two appearances in each of season's first two weekends against Western Illinois and Austin Peay, getting a win in both series ... Earned first victory with 3.0 scoreless innings against WIU (2-19-12) ... Tossed 2.1 scoreless with two strikeouts against Southern Illinois (3-2-12) ... Made first career start against USC Upstate (5-2-12) ... Went season-high 5.0 innings with three strikeouts in next start at UNC Asheville (5-8-12), getting the victory in a 13-5 Panther win.

HIGH SCHOOL

Lettered three seasons for coach Harold Hitt at class AAAAA Oviedo High School in Oviedo, Fla. ... Named first-team all-conference for his senior season after compiling 7-1 record and 2.82 ERA on the mound, striking out 35 batters



in 50 innings ... Tossed complete game two-hit shutout against rival Hagerty, striking out nine ... Junior season, went 4-1 with 25 strikeouts in 30 innings and posted a 2.32 ERA ... Earned a USSSA world championship at the club level and led FTB Mizuno to a second-place finish in East Cobb, Ga., summer action.

PERSONAL

Connor Ian Isham Stanley was born Sept. 4, 1992 to Jim and Kelli Stanley in Winter Park, Fla... Has one older brother, Taylor ... Majoring in marketing.

CAREER STATISTICS

Year	ERA	W-L	APP	GS	CG	SHO	SV	IP	H	R	ER	BB	SO	2B	3B	HR	BF	AVG	WP	HB	BK	SFA	SHA
2012	4.15	3-1	12	2	0	0/0	0	21.2	19	11	10	14	16	4	0	2	100	.238	1	2	0	1	3
2013	5.97	5-2	26	0	0	0/1	3	28.2	34	20	19	11	18	8	0	0	134	.304	2	7	1	1	3
Total	5.19	8-3	38	2	0	0/1	3	50.1	53	31	29	25	34	12	0	2	234	.276	3	9	1	2	6



JERRY STUCKEY

17

Right-Handed Pitcher • 6-1, 165 • Jr. • R/R
Perry, Ga. • Home School

AT GEORGIA STATE

Right-handed pitcher who has been the workhorse of the GSU staff the last two seasons with a team-high 43 appearances, covering 112.1 innings ... Has a 4-5 record with three saves ... Started 10 games ... Made the Dean's List for the fall 2013 semester.

2013

Posted a 3-2 record with three saves ... Third on the team with 22 appearances, including four starts and 58 innings.

Saved both GSU victories in the Hofstra series (May 10-12) ... In the Sunday victory over the Pride (5-12-13), he entered the game with none out in the ninth, one on and GSU leading 6-3 but he inherited a 3-1 count on the batter; got that batter to fly out and then recorded the final two outs via strikeout and pop up ... Earned the victory in relief against Georgia, when he allowed one run over 2.2 innings ... The winning pitcher in GSU's win over Kennesaw State (4-9-13) as he allowed just one hit in 2.1 innings out of the bullpen ... Added a win at New Orleans (4-13-13) with 2.2 innings of scoreless relief in a 5-4 win.

Went 6.1 innings against Butler (2-17-13), allowing just two runs on four hits ... Made his first start of the season against Grambling (2-22-13) and tied his career high with six strikeouts in six innings ...

Earned his first save with three innings of scoreless relief in a 9-3 win over Fordham (4-6-13).

2012

One of the Panthers' top newcomers in rookie season on the mound... Made 21 appearances-second on the team-with six starts ... Pitched in nine conference games... Fifth on team with 28 strikeouts ... Went five-plus innings on three occasions ... Tossed at least 4.0 innings in all six starts ... Earned one victory ... Started opening weekend against Western Illinois (2-19-12), striking out two over 4.2 innings of a 9-4 Panther win ... Fanned six over 3.1 relief innings against Mercer (4-11-12) ... Earned first career win with season-high 7.0 innings against Savannah State (3-28-12) ... Appeared twice against CAA champion UNC Wilmington, yielding one run over 3.0 innings ... Tossed 5.1 innings with four strikeouts in first conference start at Old Dominion (3-19-12), helping GSU to an 8-4 win on season's final day.

HIGH SCHOOL

Competed in Homeschool World Series Association for coach Estaban Maldono, leading team to a 22-0 regular season record in 2011 ... Tossed one perfect game and two no-hitters during



the season, going 15 straight innings at one point without allowing a hit ... High honorable mention selection on 2011 the Rawlings/Perfect Game Preseason High School All-America team.

PERSONAL

Jerry Edward Stuckey, Jr. was born April 10, 1993 in Warner Robins, Ga. ... Son of Gail Stuckey ... Has two older sisters, Lora and Melissa, and one older brother, Andy.

CAREER STATISTICS

Year	ERA	W-L	APP	GS	CG	SHO	SV	IP	H	R	ER	BB	SO	2B	3B	HR	BF	AVG	WP	HB	BK	SFA	SHA
2012	4.80	1-3	21	6	0	0/0	0	54.1	72	43	29	22	28	10	1	2	254	.324	4	2	0	2	5
2013	5.59	3-2	22	4	0	0/1	3	58.0	59	45	36	22	42	18	1	4	259	.268	6	8	1	4	5
Total	5.21	4-5	43	10	0	0/1	3	112.1	131	88	65	44	70	28	2	6	513	.296	10	10	1	6	10



CHRIS TRIPLETT

2

Outfielder • 5-11, 185 • Sr. • R/R
Fayetteville, Ga. • Sandy Creek HS / Chipola

AT GEORGIA STATE

Right-handed hitting outfielder who transferred to GSU from Chipola College ... Made the Athletic Director's Honor Roll for the fall 2013 semester.

2013

Starting left fielder who batted .313 with 29 RBI ... Third on the team with six home runs ... Also had 12 doubles and one triple ... Contributed three homers and 11 RBI in the last seven games of the season ... Second on the team with 25 walks ... Recorded 17 multi-hit games, including five contests with three hits.

Had two homers and eight RBI in the Hofstra series ... Drove in a career-high four runs in the Friday night win (5-10-13), including a three-run homer in GSU's six-run eighth inning ... Added a solo homer Saturday vs. Hofstra (5-11-13) ... Had three hits including a three-run homer in the seventh inning to lead GSU to an 8-3 win over Towson (5-5-13) ... Went 7-for-13 in the Towson series sweep with four runs and four RBI.

Blasted a two-run homer in the fifth inning against Georgia (2-26-13) to give GSU its first lead in a game the Panthers eventually won 10-7 ... Three games later in win over Boston College (3-3-13) he hit another two-run homer in the third inning to put the Panthers ahead and on their way to a 7-6 victory ... Also hit a homer on Opening Day against Butler.

2012 (CHIPOLA COLLEGE)

Played one season at Chipola College ... Hit .282 in 53 games with nine doubles, one homer and 22 RBI in 2012 ... Stole nine bases in 13 attempts.

2011 (GEORGIA TECH)

Began his college career at Georgia Tech ... Played in six games as a freshman in 2011 but had just two at-bats.

HIGH SCHOOL

Selected by the Detroit Tigers in the 47th round of the 2010 MLB Draft ... A three-year letterwinner at Sandy Creek High School for head coach Eddie Householder ... Rated the No. 17 prospect in Georgia and No. 126 in the nation according to Perfect Game Crosschecker ... 2010 third-team Rawlings/Perfect Game High School Senior Preseason All-America ... First team all-county selection sophomore and junior seasons... Was a member of the MGBA Braves club team where he helped lead the team to a AAU Junior Olympics Championship.

PERSONAL

Christopher Evander Triplett was born May 12, 1992 to Christopher and Debra Triplett ... His aunt, Katrina McClain, played for the U.S. Women's National Basketball Team ... Film major.



CAREER STATISTICS

Year	Avg.	GP-GS	AB	R	H	2B	3B	HR	RBI	TB	Slg%	BB	HP	SO	GDP	OB%	SF	SH	SB-Att	PO	A	E	Fld%
2013	.313	53-50	182	41	57	12	1	6	29	89	.489	25	4	44	1	.406	1	5	2-5	94	3	5	.951



NIC WILSON

22

Infielder • 6-6, 240 • Sr. • R/R

Decatur, Ga. • Decatur HS / Eastern Arizona

AT GEORGIA STATE

Power-hitting first baseman who joined the program in 2012-13 from Eastern Arizona College ... Spent the 2011 season at Hofstra but played in just three games ... Made the Athletic Director's Honor Roll for the fall 2012 semester.

2013

Second on the team with eight homers while batting .247 and driving in 32 ... Led the team with 27 walks ... Had a .985 fielding percentage.

Belted two home runs in GSU's 12-10, comeback win over Old Dominion (3-16-13). With GSU trailing 10-1, he started the comeback with a two-run homer in the sixth, and then he hit a solo blast with one out in the ninth that pulled the Panthers within 10-9 ... Drove in a career-high four runs with a single and a three-run homer in win over Kennesaw State (4-9-13) ... Also homered in a 9-3 victory over Fordham (4-6-13).

Hit his eighth homer of the season, a solo shot, in GSU's 12-11 win over Towson (5-3-13) ... Went 4-for-10 in the Towson series sweep with three RBI.

Started GSU's ninth-inning rally at Kennesaw State (4-16-13) when he was hit by pitch to lead off ninth, setting up the tying run in a game the Panthers won in extra innings ... Hit a two-run homer in win at James Madison (4-20-13) ... Drove in four runs with a two-run homer and a two-run double in win over Savannah

State (4-23-13) ... Added a two-run homer, his seventh of the season, in a 6-0 victory at Northeastern (4-27-13) ... In 5-4 win over Boston College, he drove in the tying run with a sacrifice fly.

2012 (EASTERN ARIZONA)

Played one season at Eastern Arizona College, where he earned all-conference honors ... Posted a .326 batting average with 32 RBI and two home runs.

HIGH SCHOOL

A four-year letterwinner at Decatur High School, where he was coached by Georgia State baseball alumnus Rusty Bennett ... Under Armour Preseason All-American prior to senior season ... Earned all-state and all-region accolades following his senior season in 2010 ... Batted .425 as a senior ... Hit .398 as a junior and earned all-region honors ... Honorable mention all-region selection as a sophomore ... All-region basketball player, averaging 17.8 points and 9.8 rebounds per game as a senior ... Member of the National Honor Society and the student body president.

PERSONAL

Nicholas Wilson was born July, 21 1992 to Carter and Valarie Wilson ... Father is the former head basketball coach at Georgia State (1994-97) ... Political science major.



CAREER STATISTICS

Year	Avg.	GP-GS	AB	R	H	2B	3B	HR	RBI	TB	Slg%	BB	HP	SO	GDP	OB%	SF	SH	SB-Att	PO	A	E	Fld%
2013	.247	47-44	150	31	37	9	0	8	32	70	.467	27	7	58	2	.380	3	0	2-3	283	37	5	.985



KENNY ANDERSON

24

Left-Handed Pitcher • 6-1, 200 • Jr. • L/L
Loganville, Ga. • Loganville HS / Gordon State

AT GEORGIA STATE

Left-hander who will compete for a spot in the starting rotation after transferring from Gordon State ... Made the Athletic Director's Honor Roll for the fall 2013 semester.

2012-13 (GORDON STATE)

Pitched two seasons at Gordon State ... Compiled an 8-6 record with a 2.74 ERA in 2013 ... Threw five complete games ... Allowed 65 hits in 72.1 innings

for coach Travis McClanahan ... Named to the Georgia Collegiate Athletic Association all-region second team.

HIGH SCHOOL

Prep standout for coach Jeff Segars at Loganville High School ... Set the school record for wins with an 11-0 record as a senior in 2011, when he led Loganville to 29 wins and a berth in the state semifinals in Class AAAA ... Had a 1.20 ERA with 93 strikeouts in 66 innings while batting .426 with 10 home runs and 38 RBI ...

Named all-region and Pitcher of the Year in Region 8-AAAA ... Posted a 7-2 record with a 2.04 ERA as a junior, striking out 57 in 53 innings ... Also hit .494 with seven homers and 25 RBI ... Set Loganville career records with 27 victories and 220 strikeouts ... Named to the Georgia Dugout Club Top 100.

PERSONAL

Full name is Kenneth Michael Anderson ... Parents are Mike and Amy Anderson ... Born Jan. 14, 1993.



RYAN BLANTON

16

Outfielder • 5-11, 180 • Fr. • L/R
Lilburn, Ga. • Parkview HS

AT GEORGIA STATE

Left-handed hitting outfielder from Atlanta-area prep powerhouse Parkview High School ... Expected to make an immediate impact ... Made the Dean's List for the fall 2013 semester.

HIGH SCHOOL

Helped lead Parkview to back-to-back state titles in Georgia's largest classification (2011 and 2012) and the No. 1 national ranking by Baseball America in 2012, followed by a berth in the Class AAAAAA state semifinals

in 2013 ... First-team all-county by the Gwinnett County Dugout Club and the Gwinnett Daily Post in 2013 ... Hit .352 with nine homers, 26 RBI, 41 runs scored and 14 stolen bases as a senior ... Named Rawlings/Perfect Game Preseason All-Southeast Region honorable mention in 2013 ... 2012 Perfect Game Preseason Underclassmen All-American (honorable mention).

PERSONAL

Full name is Ryan James Blanton ... Born April 29, 1995 ... Son of William and Kristina Blanton.





KEVIN BURGEE

31

Right-Handed Pitcher • 6-3, 190 • Jr. • R/R
Lawrenceville, Ga. • Hebron Christian HS / Gordon State

AT GEORGIA STATE

Right-handed pitcher who joined the program after two seasons at Gordon State ... Strong candidate to be the Panthers' closer ... Made the Athletic Director's Honor Roll for the fall 2013.

2012-13 (GORDON STATE)

Posted a 3-1 record with six saves for Gordon State in 2013 ... Compiled a 3.26 ERA ... Allowed 29 hits while walking just seven in 30.1 innings ... Helped

Gordon to a third-place finish in the 2012 National Junior College Athletic Association's World Series in Grand Junction, Colo. ... Posted a 9-1 record as a freshman at Gordon while walking just 15 batters in 72 innings.

HIGH SCHOOL

Helped Hebron Christian to the Class A state title as a senior in 2011, when he compiled an 8-1 record, including a no-hitter ... First-team all-county by the

Gwinnett Daily Post as a senior, following second-team honors as a junior ... Rawlings/Perfect Game Southeast All-Region honorable mention in 2011.

PERSONAL

Full name is Kevin Thomas Burgee ... Born July 11, 1993 ... Parents are Tom and Tina Burgee.



DAVID LEVY

15

Infielder • 5-10, 160 • Jr. • R/R
Marietta, Ga. • Walton HS / Chattahoochee Valley

AT GEORGIA STATE

Excellent defensive middle infielder who transferred from Chattahoochee Valley Community College in Phenix City, Ala.

2012-13 (CHATTANOCHEE VALLEY)

Two-time, second-team All-Central Division ... Played shortstop and hit .305 with 21 RBI in 42 games in 2013 ... Helped Chattahoochee Valley earn a Top 25 ranking in the NJCAA poll and tie the school record with 42 wins ... Had a .328 average as a freshman with 35 RBI.

HIGH SCHOOL

Three-year letterwinner at Walton High School ... Two-time All-Cobb County by the Marietta Daily Journal, including first-team honors as a senior in 2011 ... Batted .329 for his senior season ... First-team all-region as a junior ... Team's Defensive MVP as a junior and senior.

PERSONAL

Full name is David Elliot Levy ... Born April 30, 1993 ... Son of Alan and Joellen Levy.





DAVID MAYO

1

Infielder / Right-Handed Pitcher • 5-10, 170 • Fr. • R/R
Loganville, Ga. • Loganville HS

AT GEORGIA STATE

Versatile newcomer from a strong prep program at Loganville High School in the Atlanta area ... Could contribute in the infield and on the mound.

HIGH SCHOOL

2013 Rawlings/Perfect Game Preseason All-Southeast Region honorable mention ... Perfect Game Underclass All-American (high honorable mention) in 2011 and 2012 ... Named to the Georgia

Dugout Club Top 100 and Junior Team Georgia following his 2012 season ... Led Loganville to the 2012 Class AAAA state title, going 4-for-9 with two homers and four runs scored in the championship series against Greenbrier ... Hit .377 with nine home runs and 49 RBI as a junior for coach Jeff Segars ... As a senior, he helped Loganville reach the state quarterfinals ... Two-time all-county selection ... Two-year starter at shortstop at Alcovy High School as a freshman and sophomore before

moving to Loganville ... Batted .315 with three home runs as a freshman, followed by .333 with four homers as a sophomore, when he had a three-homer game vs. Ola and a 15-strikeout performance vs. Starr's Mill.

PERSONAL

Full name is David James Mayo ... Son of Susan and Lee Mayo ... Born Dec. 29, 1994.



TYLER McCLURE

12

Left-Handed Pitcher • 6-2, 180 • Jr. • L/L
Blue Ridge, Ga. • Fannin County HS / Chattanooga State

AT GEORGIA STATE

Left-handed pitcher who joined the program after two years at Chattanooga State Community College ... Will compete for a berth in the starting rotation.

2012-13 (CHATTANOOGA STATE)

Had a 5-3 record with a 3.03 ERA, along with two saves, for Chattanooga State in 2013 ... Made 17 appearances, including 13 starts, and threw 80.1 innings in which he allowed 79 hits for a .237 batting average against ... Posted a 4-2 mark


and one save with a 3.53 ERA as a freshman in 2012 ... Coached by Greg Dennis.

HIGH SCHOOL

Attended Fannin County High in Blue Ridge, Ga., where he was all-region ... Also played basketball in high school..

PERSONAL

Full name is Zachary Tyler McClure ... Born April 24, 1993 ... Parents are William and Terresa McClure.





ZACH MOON

19

Catcher / 1B • 6-3, 210 • Fr. • R/R
Snellville, Ga. • Brookwood HS

AT GEORGIA STATE

Freshman catcher and corner infielder with good power at the plate.

HIGH SCHOOL

Helped Brookwood High School to a state runner-up finish in Class AAAAA, Georgia's largest classification, as a junior, when he hit .268 with two home runs and 16 RBI in 71 at-bats ... Also a standout in football who spent the last two seasons

as Brookwood's starting quarterback, throwing for a combined 3,191 yards and 28 touchdowns in two years.

PERSONAL

Full name is Zachary Wayne Moon ... Born April 5, 1995 ... Son of Wayne and Lori Moon.



AUSTIN PARRISH

27

Right-Handed Pitcher / 1B • 6-0, 210 • Fr. • R/R
Ringgold, Ga. • Ringgold HS

AT GEORGIA STATE

Right-handed pitcher and versatile position player who could contribute at first base or in the outfield ... Joins the program from Ringgold High School.

HIGH SCHOOL

Helped Ringgold reach the state playoffs the last two years ... Tabbed as a Georgia Top 100 player following his junior season ... Named Rawlings/Perfect Game Preseason All-Southeast Region

honorable mention in 2013 ... 2011 and 2012 Perfect Game Preseason Underclassmen All-American (honorable mention) ... Four-year letterwinner.

PERSONAL

Full name is Austin Taylor Parrish ... Born Sept. 1, 1994 ... Parents are Brian and Beth Parrish.





TRAE SWEETING

14

Catcher / Outfielder • 5-10, 180 • Fr. • R/R
Nassau, Bahamas • Christ School (Arden, N.C.)

AT GEORGIA STATE

Catcher and outfielder with excellent speed and athletic ability ... Native of the Bahamas who attended high school in North Carolina ... Made the Athletic Director's Honor Roll for the fall 2013.

HIGH SCHOOL

All-state catcher at Christ School in Arden, N.C. ... Member of the Bahamian National Team ... Perfect Game USA Pre-season High School Underclassmen All American High Honorable Mention in 2012 ... All-state (NCISAA 3A) in 2011,

2012 and 2013 ... Three-time All-Western North Carolina by the Asheville Citizen ... Three-time conference Player of the Year in the Carolina Athletic Association and four-time all-conference selection ... Batted over .500 each of his four seasons for a career average of .567... As a senior he batted .586 with a .711 on-base percentage and an .897 slugging percentage; struck out just three times in 23 games and was 34-35 on stolen bases ... Hit .525 with five homers, 24 RBI, 29 runs scored and 24 stolen bases as a junior ... Leading hitter in Western North Carolina in 2010, 2011 and 2013 ... Coached by Pat James ... Also

played wide receiver and defensive back in football and helped the team to a 12-1 record and a berth in the state championship game in 2012.

PERSONAL

Full name is Theodore Trae Sweeting ... Born April 3, 1994 ... Son of Theodore Sweeting and Monique Miller ... Grandfather, Frank Sweeting Sr., is considered a Bahamian baseball icon who won three games as a pitcher for the Bahamas at the National Baseball Congress in international competition.



WAYNE WAGES

26

Left-Handed Pitcher • 6-0, 175 • So. • R/L
Lawrenceville, Ga. • Collins Hill HS / Marion Military

AT GEORGIA STATE

Left-handed pitcher who could contribute as a starter or reliever ... Played one season at Marion Military Institute in Marion, Ala. ... Will have three seasons of eligibility at Georgia State.

2013 (MARION MILITARY)

Posted a 3.91 ERA over 69 innings in 2013 ... Made 13 appearances for coach Jake Rowell at Marion Military, including 10 starts ... Allowed 67 hits and struck out 44.

HIGH SCHOOL

At Collins Hill High School, he was honored as the 2012 Player of the Year in Region 7-AAAAA by the league's head coaches ... All-Gwinnett County selec-

tion by the Gwinnett Daily Post and by the Gwinnett County Dugout Club, which also honored him as Player of the Month ... Rawlings/Perfect Game Southeast Region Honorable Mention for 2012 ... Threw 67.2 innings and posted a 1.41 ERA ... Also played center field for coach Paul Pierce and stole 21 bases.

PERSONAL

Full name is Wayne Michael Wages ... Son of Johnnie and Becky Wages ... Born June 6, 1994.



SEAN WILSON

47

Right-Handed Pitcher • 6-2, 210 • Fr. • R/R
 Atlanta, Ga. • Lakeside HS

AT GEORGIA STATE

Right-handed pitcher who joins the program from Lakeside High School.

HIGH SCHOOL

First-team All-DeKalb County ... Chosen for the DeKalb County East-West All-Star Game ... Posted a 1-1 record with two saves as a senior at Lakeside High School ... Had 18 strikeouts in 15 innings ... Also played the outfield and hit .342 with five home runs, eight doubles and 24

RBI in 2013 ... Compiled a .390 batting average with four homers nine doubles and 26 RBI as a junior ... Coached by Bill Newsome ... Named Rawlings/Perfect Game Preseason All-Southeast Region honorable mention in 2013 ... 2012 Preseason Underclassmen All-American honorable mention.

PERSONAL

Full name is Sean Montgomery Wilson ... Born May 31, 1995 ... Parents are Monte and Jill Wilson.





Panthers Feature One of Nation's Top Offenses in 35-Win Campaign

A year of transition proved to be a highly successful season for the Georgia State baseball program as it prepared for its move to the Sun Belt Conference. Led by one of the nation's most prolific offenses, the 2013 Panthers blended impact newcomers with key veterans to record the third-highest victory total in school history in their final season in the Colonial Athletic Association.

Achieving their fifth winning mark in seven seasons under head coach Greg Frady, the Panthers posted a 35-21 overall record. Only Georgia State's 2009 NCAA Tournament team (39-22) and 2011 club (37-21) won more games.

Georgia State went 14-13 in CAA play, despite a schedule imbalance that saw the Panthers play 15 conference road games versus only 12 at home, including series against the top three teams in the league away from home. The Panthers' fifth-place finish would have qualified GSU for the CAA Tournament for the fourth time in five years, but the team was unable to participate, per league policy, due to Georgia State's move to the Sun Belt on July 1, 2013.

"What a great year, especially considering how much this team overcame," Frady said. "All year long, our players gave great effort and found a way to win. Even though we didn't accomplish our ultimate team goal of winning 40 games and playing in an NCAA Regional – which are lofty goals, by any standard-- this team has so much to be proud of."

Notable accomplishments during the season include a 6-7 record against teams in the NCAA field, a 24-7 slate at home, an eight-game winning streak in April that equaled the second-longest streak in GSU history, and a 5-3 mark against in-state foes, highlighted by the Panthers' first win over Georgia since 2001.

The Panthers also garnered individual recognition, highlighted by two honorable mention All-Americans, two freshman All-Americans, two All-Atlantic Region honorees, and six all-conference and all-rookie players.

Throughout the season, Georgia State flashed its potent offense as the Panthers led the nation in hitting at various times throughout the spring before finishing in the top five in the NCAA in batting



ONE OF THE HIGHLIGHTS OF 2013 was the Panthers' 10-7 victory over Georgia at the GSU Baseball Complex. Chris Triplett hit the go-ahead home run, and freshman All-American Matt Rose (above) earned the save.

average and runs per game.

The Panthers achieved these lofty marks while relying on numerous freshmen in the everyday lineup and on the mound. The team also overcame season-ending injuries to two veteran starters in catcher Scott Sarratt and second baseman Greg Bowder.

Of the 12 position players who regularly saw action in 2013, seven were in their first year in the program, including three talented freshmen starters who combined for more than 500 at-bats. On the mound, freshmen made a total of 24 starts and logged nearly 200 innings.

INDIVIDUAL ACCOLADES ABOUND

Shortstop Chad Prain put together one of the most prolific offensive seasons in school history and was rewarded with honorable mention All-America honors by Louisville Slugger/CollegeBaseballInsider.com, as was designated hitter Chase Raffield.

Prain was also tabbed to the Brooks Wallace Shortstop of the Year Award Watch List and was a semifinalist for the inaugural Gregg Olson Award as Breakout Player of the Year.

Georgia State's strong freshman class earned national recognition as center fielder Josh Merrigan and pitcher-infielder Matt Rose were both named to the Louisville Slugger Freshman All-

American team by Collegiate Baseball newspaper, while Merrigan was also named a second-team Freshman All-American by the National Collegiate Baseball Writers Association.

Merrigan was honored as the Colonial Athletic Association Rookie of the Year, a first for the program.

Prain earned first-team All-CAA honors, while Merrigan, Raffield and third baseman Caden Bailey were second-team All-CAA selections. Raffield was a first-team All-Atlantic Region honoree by the ABCA, and Prain made the second team.

Three Panthers made the CAA All-Rookie team in Merrigan, Rose and catcher Joey Roach. Merrigan, Rose and pitchers Garrett Ford and Nathan Bates combined to claim the CAA's Rookie-of-the-Week award eight times during the season.

The accomplishments of the 2013 club extended beyond the playing field as catcher Scott Sarratt was named to the Capital One Academic All-America second team, becoming Georgia State's first Academic All-American in baseball. Before his season-ending injury, Sarratt was named to the watch list for the Johnny Bench Award as the nation's top catcher, and on March 5 he was honored as CAA Player of the Week after leading the Panthers to three wins in four games against Georgia and Boston College.

OFFENSIVE FIREPOWER

Georgia State's calling card throughout the season was one of the nation's most potent offenses. The Panthers hit .321 as a team, good for third in the nation, while averaging 7.9 runs per game to rank fourth nationally in scoring.

GSU also ranked fourth nationally in doubles per game (2.39/134), as well as fifth in slugging percentage (.468) and 10th in on-base percentage (.404).

The year's offensive production rivaled that of Frady's 2010 GSU squad that led the nation with 10.5 runs per game and ranked third with a .355 batting average, marks that are unlikely to be surpassed with the bats currently used in college baseball.

"It's hard to compare teams and years, but without a doubt, this is one of the best offensive teams we've ever had," Frady said.

Individually, Prain spent several weeks in March and April as the NCAA leader in batting average or hits before finishing the season with a .394 average, good for 11th in the nation. He knocked 89 hits during the year, just two shy of the school record, and he had a 20-game hitting streak as well as a string of 37 straight games of reaching safely. For the season, Prain failed to reach base in just two games.

Prain, who also drove in 48 runs and stole 15 bases, was one of four Panthers to bat higher than .350 for the season, along with designated hitter Chase Raffield (.382), center fielder Josh Merrigan (.353) and third baseman Caden Bailey (.353).

Raffield was the Panthers' top power source, leading the team with 10 home runs, 19 doubles, 51 RBI and a .645 slugging percentage. First baseman Nic Wilson contributed eight round-trippers, and left fielder Chris Triplett added six.

The GSU offense remained productive despite losing two of its top right-handed hitters to season-ending injuries on the same day when senior catcher Scott Sarratt (.326) and junior second baseman Greg Bowder (.349) both went down April 20 at James Madison.

YOUNG PITCHING STAFF MAKES PROGRESS

Georgia State entered the season with numerous question marks on the mound as the Panthers returned only three pitchers, who had combined for fewer

than 100 innings and just eight decisions in 2012.

Newcomers carried much of the load, including junior college transfers Andrew Fessler and Ben Burns and freshmen Garrett Ford, Nathan Bates and Matt Rose.


Despite missing the first two weeks of the season, the left-handed Fessler developed into the Panthers' top starter, finishing with a 6-2 record and a 3.04 earned run average and leading the CAA with a .227 batting average against.

While Fessler led the staff with 77.0 innings, freshman lefty Garrett Ford (4-4) was right behind with 74.2 innings as he started every Saturday. Bates (2-1, 2.98 ERA) also spent time in the weekend rotation, highlighted by his 11-strikeout effort at New Orleans.

Rose's (3-2, 5 saves, 2.55 ERA) impact on the mound increased as the season progressed, with the right-hander serving as both a closer and then a weekend starter who ended the season with back-to-back victories.

Burns (6-3, 2 saves), a junior left-hander, and sophomore righty Jerry Stuckey (3-2, 3 saves) were workhorses out of the bullpen while making occasional starts, while sophomore right-hander Connor Stanley (5-2, 3 saves) was another bullpen stalwart who led the team with 26 appearances.

The staff's total of 13 saves, posted by four different pitchers, is second only to the school-record 19 amassed by GSU's 2009 club.



INDIVIDUAL AWARDS

NATIONAL HONORS

Louisville Slugger/
CollegeBaseballInsider.com All-America:
Chad Prain, SS (honorable mention)
Chase Raffield, DH (honorable mention)

Capital One Academic All-America:
Scott Sarratt, C (second team)

Louisville Slugger Freshman All-American
Team (Collegiate Baseball):
Josh Merrigan, OF
Matt Rose, P-INF

NCBWA Freshman All-American Team:
Josh Merrigan, OF (second team)

Johnny Bench Award (Nation's Top
Catcher), Watch List:
Scott Sarratt, C

Brooks Wallace Shortstop of the Year
Award, Watch List:
Chad Prain, SS

Gregg Olson Award (Breakout Player
of the Year), Semifinalist:
Chad Prain, SS

REGIONAL HONORS

ABCA All-Atlantic Region:
Chase Raffield, DH (first team)
Chad Prain, SS (second team)

Capital One Academic All-District IV:
Scott Sarratt, C (first team)

CONFERENCE HONORS

CAA Rookie of the Year:
Josh Merrigan, OF

First-team All-CAA:
Chad Prain, SS

Second-Team All-CAA:
Caden Bailey, 3B
Josh Merrigan, OF
Chase Raffield, DH

CAA All-Rookie:
Josh Merrigan, OF
Matt Rose, P-INF
Joey Roach, C

CONFERENCE WEEKLY HONORS

CAA Player of the Week:
Scott Sarratt, C (March 5)

CAA Rookie of the Week:
Josh Merrigan, OF (Feb. 18, March 18, April
22)
Garrett Ford, P (March 11, April 29)
Matt Rose, P-INF (April 8, May 13)

RECORD: 35-21 Overall, 14-13 CAA (T-5th)

Home 24-7, Away 9-13, Neutral 2-1

Player	avg	gp-gs	ab	r	h	2b	3b	hr	rbi	tb	slg%	bb	hp	so	gdp	ob%	sf	sh	sb-att	po	a	e	fld%	
9 Prain, Chad	.394	55-52	226	40	89	16	1	4	48	119	.527	12	15	24	1	.457	1	5	15-18	100	150	25	.909	
32 Raffield, Chase	.382	52-46	186	42	71	19	0	10	51	120	.645	21	8	23	3	.457	4	1	4-5	22	1	2	.920	
23 Merrigan, Josh	.353	55-53	238	52	84	15	5	4	36	121	.508	19	2	55	6	.404	1	4	12-12	115	4	1	.992	
7 Bailey, Caden	.353	53-52	204	40	72	9	2	1	33	88	.431	17	11	21	4	.424	4	3	8-12	67	130	13	.938	
2 Triplett, Chris	.313	53-50	182	41	57	12	1	6	29	89	.489	25	4	44	1	.406	1	5	2-5	94	3	5	.951	
28 Hogan, Mark	.309	50-40	152	36	47	10	1	2	26	65	.428	18	9	35	0	.409	2	2	3-3	82	4	6	.935	
8 Roach, Joey	.296	41-30	115	24	34	9	1	4	24	57	.496	12	3	20	3	.374	1	3	2-4	168	17	4	.979	
5 Rose, Matt	.283	45-43	166	28	47	8	0	4	32	67	.404	18	4	32	1	.365	1	0	2-3	201	61	3	.989	
22 Wilson, Nic	.247	47-44	150	31	37	9	0	8	32	70	.467	27	7	58	2	.380	3	0	2-3	283	37	5	.985	

34 Bowder, Greg	.349	35-29	106	27	37	8	2	0	18	49	.462	15	4	25	0	.448	0	6	3-5	60	70	5	.963	
27 Sarratt, Scott	.326	31-26	95	21	31	9	0	1	20	43	.453	13	1	19	1	.413	0	2	2-3	159	31	2	.990	
3 Shields, Drew	.240	39-21	96	22	23	5	2	0	13	32	.333	9	5	20	2	.333	1	5	3-3	31	45	5	.938	
1 Gordon, Shane	.238	28-10	42	9	10	1	0	0	8	11	.262	5	1	5	1	.327	1	0	1-2	22	0	0	1.000	
15 Church, Garitt	.222	22-6	27	10	6	1	0	0	4	7	.259	4	0	6	0	.313	1	1	1-1	32	5	1	.974	
4 Clements, James	.192	15-2	26	6	5	3	0	0	5	8	.308	1	0	2	1	.222	0	1	0-0	2	4	0	1.000	
19 Anderson, Landon	.000	7-1	6	0	0	0	0	0	1	0	.000	1	1	3	1	.250	0	0	0-0	12	0	0	1.000	
29 Prescott, Alex	.000	7-0	4	1	0	0	0	0	0	0	.000	0	1	4	0	.200	0	0	0-0	6	1	0	1.000	
14 Gore, Caleb	.000	13-0	1	2	0	0	0	0	1	0	.000	0	1	0	0	.500	0	0	0-0	6	3	0	1.000	
Totals	.321	56	2022	432	650	134	15	44	381	946	.468	217	77	396	27	.404	21	38	60-79	1512	661	90	.960	
Opponents	.293	56	1963	369	575	122	7	23	325	780	.397	237	61	333	42	.381	31	46	53-81	1474	615	82	.962	

LOB - Team (470), Opp (458). DPs turned - Team (57), Opp (50). CI - Team (1), Roach, J 1, Opp (1). IBB - Team (8), Sarratt, S 3, Raffield, C 2, Hogan, M 1, Merrigan, J 1, Bailey, C 1, Opp (3). Picked off - Triplett, C 2, Roach, J 1, Anderson, L 1, Prain, C 1, Raffield, C 1.

(All games Sorted by Earned run avg)

Player	era	w-l	app	gs	cg	sho	sv	ip	h	r	er	bb	so	2b	3b	hr	b/avg	wp	hp	bk	sfa	sha		
33 Fessler, Andrew	3.04	6-2	13	9	2	0/0	0	77.0	61	30	26	33	51	12	0	1	.227	5	9	0	3	5		
21 Burns, Ben	5.18	6-3	24	2	0	0/0	2	57.1	73	38	33	20	35	13	3	4	.322	0	9	1	4	7		
17 Stuckey, Jerry	5.59	3-2	22	4	0	0/1	3	58.0	59	45	36	22	42	18	1	4	.268	6	8	1	4	5		
13 Ford, Garrett	6.03	4-4	14	14	0	0/1	0	74.2	106	58	50	19	20	20	2	3	.340	2	4	0	3	10		

5 Rose, Matt	2.55	3-2	16	3	0	0/1	5	35.1	28	11	10	17	30	5	0	0	.222	3	2	0	1	3		
20 Bates, Nathan	2.98	2-1	12	6	0	0/0	0	45.1	45	24	15	19	34	8	1	1	.257	2	1	0	3	3		
16 Squeglia, Nick	4.86	4-1	13	10	0	0/1	0	46.1	43	31	25	36	34	12	0	2	.250	2	2	0	3	2		
29 Prescott, Alex	5.40	0-0	2	0	0	0/0	0	1.2	1	1	1	0	0	1	0	0	.250	0	1	0	1	0		
18 Stanley, Connor	5.97	5-2	26	0	0	0/1	3	28.2	34	20	19	11	18	8	0	0	.304	2	7	1	1	3		
12 Burton, Brantley	8.74	0-0	14	1	0	0/0	0	22.2	33	27	22	16	20	11	0	2	.347	7	1	0	4	3		
11 McLaughlin, Aidan	10.30	1-4	13	7	0	0/0	0	39.1	62	53	45	25	38	13	0	4	.358	4	8	1	2	4		
6 Lelko, Michael	10.80	0-0	10	0	0	0/0	0	6.2	11	8	8	6	1	0	0	1	.367	1	5	0	0	0		
31 McCloskey, Matt	15.43	1-0	4	0	0	0/0	0	4.2	7	9	8	4	1	0	0	1	.389	0	3	0	1	1		
14 Gore, Caleb	15.75	0-0	5	0	0	0/0	0	4.0	9	7	7	1	6	1	0	0	.474	1	1	0	1	0		
47 Lee, Travis	20.25	0-0	3	0	0	0/0	0	1.1	2	3	3	2	1	0	0	0	.286	0	0	0	0	0		
40 Snyder, Blake	36.00	0-0	2	0	0	0/1	0	1.0	1	4	4	6	2	0	0	0	.250	1	0	0	0	0		
Totals	5.55	35-21	56	56	2	2/2	13	504.0	575	369	311	237	333	122	7	23	.293	36	61	4	31	46		
Opponents	6.89	21-35	56	56	5	3/2	5	491.1	650	432	376	217	396	134	15	44	.321	57	77	5	21	38		

PB - Team (9), Roach, J 5, Sarratt, S 4, Opp (13). Pickoffs - Team (19), Fessler, A 7, Burns, B 3, Ford, G 3, Rose, M 2, Squeglia, N 2, McLaughlin 1, Bates, N 1, Opp (6). SBA/ATT - Roach, J (29-35), Sarratt, S (19-30), McLaughlin (13-17), Bates, N (10-14), Fessler, A (4-10), Squeglia, N (5-8), Stuckey, J (3-8), Stanley, C (5-6), Anderson, L (5-5), Burns, B (3-4), Ford, G (2-4), Burton, B (3-3), Rose, M (2-3), McCloskey, M (1-2), Gore, C (1-1), Lelko, M (1-1).

GAME-BY-GAME RESULTS

Date	Opponent	Score	Inns	Overall	CAA	Pitcher of record	Attend	Time
Feb 15, 2013	BUTLER	w 12-7	9	1-0-0	0-0-0	Burns, B (W 1-0)	349	2:55
Feb 16, 2013	BUTLER	w 17-9	9	2-0-0	0-0-0	Ford, G (W 1-0)	294	3:05
Feb 17, 2013	BUTLER	L 8-10	9	2-1-0	0-0-0	McLaughlin (L 0-1)	270	2:49
Feb 19, 2013	at #20 Georgia Tech	L 5-16	9	2-2-0	0-0-0	Burns, B (L 1-1)	1062	2:52
Feb 21, 2013	ALABAMA A&M	w 20-0	9	3-2-0	0-0-0	Squeglia, N (W 1-0)	169	2:33
Feb 22, 2013	GRAMBLING	w 8-7	9	4-2-0	0-0-0	McCloskey, M (W 1-0)	162	2:32
Feb 23, 2013	GRAMBLING	L 4-9	9	4-3-0	0-0-0	Ford, G (L 1-1)	293	2:38
Feb 24, 2013	GRAMBLING	L 7-17	9	4-4-0	0-0-0	McLaughlin (L 0-2)	303	3:16
Feb 26, 2013	GEORGIA	w 10-7	9	5-4-0	0-0-0	Stuckey, J (W 1-0)	290	3:02
Mar 01, 2013	vs Boston College	w 5-4	9	6-4-0	0-0-0	Burns, B (W 2-1)	225	2:53
Mar 02, 2013	vs Boston College	L 0-2	9	6-5-0	0-0-0	Ford, G (L 1-2)	222	2:15
Mar 03, 2013	vs Boston College	w 7-6	9	7-5-0	0-0-0	Fessler, A (W 1-0)	201	2:51
Mar 05, 2013	UNC ASHEVILLE	w 12-3	9	8-5-0	0-0-0	Burns, B (W 3-1)	165	2:55
Mar 06, 2013	UNC ASHEVILLE	w 13-5	9	9-5-0	0-0-0	Squeglia, N (W 2-0)	165	2:51
* Mar 08, 2013	GEORGE MASON	L 13-14	9	9-6-0	0-1-0	Rose, M (L 0-1)	274	3:52
* Mar 09, 2013	GEORGE MASON	w 12-3	9	10-6-0	1-1-0	Ford, G (W 2-2)	247	2:42
* Mar 10, 2013	GEORGE MASON	w 8-7	9	11-6-0	2-1-0	Stanley, C (W 1-0)	272	2:55
* Mar 15, 2013	OLD DOMINION	w 13-8	9	12-6-0	3-1-0	Burns, B (W 4-1)	237	2:48
* Mar 16, 2013	OLD DOMINION	w 12-10	9	13-6-0	4-1-0	Stanley, C (W 2-0)	267	3:03
* Mar 17, 2013	OLD DOMINION	w 7-4	9	14-6-0	5-1-0	Fessler, A (W 2-0)	253	2:37
Mar 19, 2013	MERCER	L 4-9	(11)	14-7-0	5-1-0	Stanley, C (L 2-1)	206	4:13
Mar 20, 2013	at Mercer	w 13-7	9	15-7-0	5-1-0	Bates, N (W 1-0)	279	9:47
* Mar 22, 2013	at UNCW-1	L 0-9	9	15-8-0	5-2-0	Stuckey, J (L 1-1)	-	2:05
* Mar 22, 2013	at UNCW-2	L 1-12	9	15-9-0	5-3-0	Ford, G (L 2-3)	856	2:30
* Mar 23, 2013	at UNCW	L 11-12	9	15-10-0	5-4-0	McLaughlin (L 0-3)	702	3:22
Mar 27, 2013	ALABAMA STATE	w 14-1	9	16-10-0	5-4-0	Squeglia, N (W 3-0)	206	2:45
* Mar 29, 2013	at Delaware	L 2-7	9	16-11-0	5-5-0	Bates, N (L 1-1)	200	1:56
* Mar 30, 2013	at Delaware-1	L 7-8	(10)	16-12-0	5-6-0	Burns, B (L 4-2)	1	2:49
* Mar 30, 2013	at Delaware-2	L 2-4	9	16-13-0	5-7-0	Fessler, A (L 2-1)	235	2:00
Apr 05, 2013	FORDHAM	w 12-9	9	17-13-0	5-7-0	Bates, N (W 2-1)	254	2:56
Apr 06, 2013	FORDHAM-1	w 9-3	9	18-13-0	5-7-0	Ford, G (W 3-3)	270	2:31
Apr 06, 2013	FORDHAM-2	w 5-3	7	19-13-0	5-7-0	McLaughlin (W 1-3)	319	1:50
Apr 07, 2013	FORDHAM	w 5-2	9	20-13-0	5-7-0	Fessler, A (W 3-1)	215	2:24
Apr 09, 2013	KENNESAW STATE	w 12-5	9	21-13-0	5-7-0	Stuckey, J (W 2-1)	224	2:38
Apr 12, 2013	at New Orleans	w 4-3	(12)	22-13-0	5-7-0	Burns, B (W 5-2)	461	2:55
Apr 13, 2013	at New Orleans-1	w 5-4	9	23-13-0	5-7-0	Stuckey, J (W 3-1)	-	2:20
Apr 13, 2013	at New Orleans-2	w 6-5	(11)	24-13-0	5-7-0	Stanley, C (W 3-1)	418	2:55
Apr 14, 2013	at New Orleans	L 2-3	9	24-14-0	5-7-0	Squeglia, N (L 3-1)	385	2:12
Apr 16, 2013	at Kennesaw State	w 3-2	(10)	25-14-0	5-7-0	Stanley, C (W 4-1)	1007	3:00
* Apr 20, 2013	at James Madison-1	w 14-12	9	26-14-0	6-7-0	Burns, B (W 6-2)	541	3:12
* Apr 20, 2013	at James Madison-2	L 8-9	(10)	26-15-0	6-8-0	Stuckey, J (L 3-2)	541	3:19
* Apr 21, 2013	at James Madison	L 5-8	9	26-16-0	6-9-0	Stanley, C (L 4-2)	480	2:58
Apr 23, 2013	SAVANNAH STATE	w 11-2	9	27-16-0	6-9-0	Squeglia, N (W 4-1)	259	2:52
* Apr 26, 2013	at Northeastern	L 5-6	(13)	27-17-0	6-10-0	Rose, M (L 0-2)	91	3:33
* Apr 27, 2013	at Northeastern	w 6-0	9	28-17-0	7-10-0	Ford, G (W 4-3)	212	2:18
* Apr 28, 2013	at Northeastern	w 2-1	9	29-17-0	8-10-0	Fessler, A (W 4-1)	220	2:02
* May 03, 2013	TOWSON-1	w 12-11	9	30-17-0	9-10-0	Stanley, C (W 5-2)	179	3:42
* May 03, 2013	TOWSON-2	w 6-4	9	31-17-0	10-10-0	Rose, M (W 1-2)	191	2:25
* May 05, 2013	TOWSON	w 8-3	9	32-17-0	11-10-0	Fessler, A (W 5-1)	227	2:31
May 08, 2013	KENNESAW STATE	L 5-6	9	32-18-0	11-10-0	Burns, B (L 6-3)	218	2:51
* May 10, 2013	HOFSTRA	w 10-3	9	33-18-0	12-10-0	Rose, M (W 2-2)	263	2:18
* May 11, 2013	HOFSTRA	L 9-12	9	33-19-0	12-11-0	McLaughlin (L 1-4)	247	2:55
* May 12, 2013	HOFSTRA	w 6-3	9	34-19-0	13-11-0	Fessler, A (W 6-1)	230	2:24
* May 16, 2013	at William & Mary	L 3-15	9	34-20-0	13-12-0	Ford, G (L 4-4)	206	2:29
* May 17, 2013	at William & Mary-1	w 12-4	9	35-20-0	14-12-0	Rose, M (W 3-2)	62	2:30
* May 17, 2013	at William & Mary-2	L 0-14	9	35-21-0	14-13-0	Fessler, A (L 6-2)	261	2:23

* = Conference game
() extra inning game


TEAM BATTING GAME-BY-GAME

Date	Opponent	ab	r	h	rbi	2b	3b	hr	bb	ibb	sb	cs	hbp	sac	sf	gdp	k	po	a	e	avg
Feb 15	BUTLER	36	12	13	10	5	0	2	7	0	1	0	1	0	0	0	8	27	6	3	.361
Feb 16	BUTLER	39	17	14	15	2	1	1	6	0	4	1	5	0	0	0	10	27	11	3	.360
Feb 17	BUTLER	39	8	13	7	0	0	0	9	0	0	0	2	0	0	0	7	27	8	1	.351
Feb 19	at Georgia Tech	36	5	7	5	0	1	1	6	0	0	0	0	0	0	0	6	24	12	2	.313
Feb 21	ALABAMA A&M	38	20	18	17	6	0	0	5	0	3	0	5	1	2	0	3	27	11	0	.346
Feb 22	GRAMBLING	39	8	13	7	3	0	0	2	0	2	0	0	0	0	0	8	27	11	5	.344
Feb 23	GRAMBLING	35	4	9	2	2	0	0	3	0	1	0	2	0	0	0	6	27	19	4	.332
Feb 24	GRAMBLING	39	7	15	7	4	1	0	5	0	1	1	1	1	0	2	7	27	14	3	.339
Feb 26	GEORGIA	34	10	13	7	2	0	1	8	1	1	0	0	0	2	1	9	27	8	2	.343
Mar 01	vs Boston College	34	5	13	5	2	0	0	3	1	2	0	2	0	1	1	4	27	14	0	.347
Mar 02	vs Boston College	28	0	3	0	0	0	0	2	0	1	0	0	2	0	1	9	24	12	1	.330
Mar 03	vs Boston College	33	7	12	7	3	0	1	5	0	1	1	1	0	0	0	6	27	13	3	.333
Mar 05	UNC ASHEVILLE	37	12	14	10	6	0	1	7	0	2	0	2	1	0	1	5	27	9	2	.336
Mar 06	UNC ASHEVILLE	31	13	9	10	3	0	1	7	0	2	1	5	1	1	1	3	27	12	2	.333
*Mar 08	GEORGE MASON	43	13	19	11	5	0	0	4	0	7	1	2	1	2	1	11	27	8	2	.342
*Mar 09	GEORGE MASON	40	12	15	12	2	2	1	4	0	0	0	1	0	0	0	4	27	14	2	.344
*Mar 10	GEORGE MASON	38	8	14	8	0	0	1	4	1	1	0	2	0	0	0	11	27	12	5	.346
*Mar 15	OLD DOMINION	33	13	10	12	2	0	2	6	0	2	0	1	2	1	1	6	27	12	2	.344
*Mar 16	OLD DOMINION	39	12	15	9	2	0	3	4	0	1	0	1	1	0	0	9	27	9	1	.346
*Mar 17	OLD DOMINION	33	7	14	6	3	0	0	5	0	0	0	0	2	0	2	8	27	11	0	.349
Mar 19	MERCER	44	4	12	4	4	0	0	3	0	0	0	1	1	0	0	12	33	14	1	.345
Mar 20	at Mercer	44	13	18	12	4	0	1	6	2	1	0	0	1	0	1	8	27	7	0	.349
*Mar 22	at UNCW	29	0	4	0	0	0	0	0	0	1	1	1	1	0	1	7	24	7	0	.341
*Mar 22	at UNCW	32	1	5	0	1	0	0	0	0	1	2	0	0	0	0	8	24	11	1	.334
*Mar 23	at UNCW	39	11	13	9	1	1	1	3	0	0	0	2	1	2	0	7	26	15	3	.334
Mar 27	ALABAMA STATE	39	14	19	14	6	1	0	5	0	0	0	4	2	0	1	6	27	10	2	.341
*Mar 29	at Delaware	31	2	8	2	1	0	1	1	0	0	2	1	0	0	2	10	24	13	3	.338
*Mar 30	at Delaware	46	7	19	7	3	0	0	2	0	0	0	1	0	0	0	7	28	11	1	.341
*Mar 30	at Delaware	35	2	9	2	3	0	0	3	0	0	0	0	0	0	0	8	24	8	1	.339
Apr 05	FORDHAM	41	12	18	11	3	0	0	3	0	1	1	2	0	1	0	9	27	13	3	.342
Apr 06	FORDHAM	35	9	14	4	0	1	1	5	0	3	1	1	2	0	0	1	27	15	1	.344
Apr 06	FORDHAM	25	5	9	5	2	0	0	4	0	1	0	1	0	0	0	1	21	9	0	.345
Apr 07	FORDHAM	29	5	7	5	2	0	0	4	0	2	0	2	1	0	0	5	27	12	2	.342
Apr 09	KENNESAW STATE	37	12	15	11	7	0	1	3	1	0	0	1	1	1	0	7	27	15	0	.344
Apr 12	at New Orleans	43	4	8	4	2	0	1	6	0	2	0	0	0	0	0	10	36	17	2	.339
Apr 13	at New Orleans	33	5	7	4	4	0	1	2	0	3	0	1	1	0	0	4	27	14	0	.335
Apr 13	at New Orleans	44	6	10	5	1	0	1	2	0	1	0	1	0	0	0	8	33	12	0	.332
Apr 14	at New Orleans	29	2	5	2	1	1	0	3	0	2	0	0	2	1	0	2	24	9	0	.328
Apr 16	at Kennesaw State	35	3	8	2	1	0	0	2	0	1	0	7	3	0	0	12	30	15	2	.326
*Apr 20	at James Madison	38	14	16	12	4	1	2	8	0	2	1	1	0	2	0	8	27	14	1	.329
*Apr 20	at James Madison	36	8	12	7	1	0	1	3	0	0	1	3	1	0	1	9	29	17	2	.329
*Apr 21	at James Madison	32	5	7	5	1	0	1	6	0	0	1	0	0	0	2	8	24	10	1	.326
Apr 23	SAVANNAH STATE	39	11	14	10	4	0	1	7	0	1	0	0	0	0	0	7	27	12	1	.327
*Apr 26	at Northeastern	43	5	6	5	1	0	0	7	1	1	0	5	1	0	0	13	37	15	2	.322
*Apr 27	at Northeastern	35	6	12	6	3	0	1	1	0	0	0	2	2	2	0	6	27	14	2	.323
*Apr 28	at Northeastern	32	2	6	2	1	0	2	2	0	0	0	1	1	0	0	10	27	12	1	.320
*May 03	TOWSON	43	12	16	10	4	1	2	3	0	1	1	0	0	0	1	9	27	11	2	.321
*May 03	TOWSON	31	6	8	5	1	0	0	1	0	0	0	0	0	1	0	6	27	11	2	.320
*May 05	TOWSON	37	8	16	8	3	1	2	2	0	1	1	1	0	0	0	6	27	12	1	.322
May 08	KENNESAW STATE	33	5	10	3	0	0	1	5	0	0	0	1	1	0	3	7	27	13	3	.322
*May 10	HOFSTRA	32	10	11	9	4	0	2	2	0	0	0	1	2	0	1	6	27	10	2	.322
*May 11	HOFSTRA	40	9	16	9	5	0	2	5	0	0	0	0	0	0	3	6	27	12	0	.324
*May 12	HOFSTRA	34	6	10	5	2	1	0	2	1	2	0	1	1	0	0	4	27	13	0	.324
*May 16	at William & Mary	37	3	12	3	1	0	2	1	0	0	1	1	0	0	0	5	24	14	1	.324
*May 17	at William & Mary	39	12	16	12	1	2	2	1	0	1	1	1	1	2	0	3	27	8	2	.325
*May 17	at William & Mary	27	0	1	0	0	0	0	2	0	0	0	0	0	0	0	11	24	10	2	.321
Totals		2022	432	650	381	134	15	44	217	8	60	19	77	38	21	27	396	1512	661	90	.321

TEAM PITCHING GAME-BY-GAME

Date	Opponent	ip	h	r	er	bb	so	2b	3b	hr	wp	bk	hbp	dp	ibb	score	w-l	sv	era
Feb 15	BUTLER	9.0	7	7	5	4	7	0	0	2	1	0	1	0	0	12-7	1-0	0	5.00
Feb 16	BUTLER	9.0	10	9	8	4	6	2	0	1	1	0	1	2	0	17-9	2-0	0	6.50
Feb 17	BUTLER	9.0	12	10	9	5	8	4	0	2	2	0	1	1	0	8-10	2-1	0	7.33
Feb 19	at Georgia Tech	8.0	18	16	13	7	7	5	0	1	0	0	1	1	0	5-16	2-2	0	9.00
Feb 21	ALABAMA A&M	9.0	2	0	0	6	12	0	0	0	0	0	0	1	0	20-0	3-2	0	7.16
Feb 22	GRAMBLING	9.0	8	7	4	3	8	2	1	0	2	0	2	1	0	8-7	4-2	1	6.62
Feb 23	GRAMBLING	9.0	14	9	6	3	2	2	0	1	0	0	0	1	0	4-9	4-3	1	6.53
Feb 24	GRAMBLING	9.0	16	17	16	8	8	1	0	1	1	1	4	2	0	7-17	4-4	1	7.73
Feb 26	GEORGIA	9.0	10	7	7	3	5	3	0	1	0	0	1	0	0	10-7	5-4	2	7.65
Mar 01	vs Boston College	9.0	7	4	4	7	6	0	0	0	0	0	1	2	0	5-4	6-4	2	7.28
Mar 02	vs Boston College	8.0	6	2	1	3	1	1	0	0	1	0	0	1	1	0-2	6-5	2	6.77
Mar 03	vs Boston College	9.0	8	6	4	2	6	1	0	0	1	0	1	1	0	7-6	7-5	2	6.54
Mar 05	UNC ASHEVILLE	9.0	10	3	1	4	4	3	0	0	0	1	1	0	0	12-3	8-5	2	6.10
Mar 06	UNC ASHEVILLE	9.0	9	5	4	4	6	5	0	0	0	0	1	1	0	13-5	9-5	2	5.95
*Mar 08	GEORGE MASON	9.0	18	14	12	4	6	6	0	1	0	0	2	3	0	13-14	9-6	2	6.36
*Mar 09	GEORGE MASON	9.0	10	3	3	4	2	2	0	0	0	0	1	3	0	12-3	10-6	2	6.15
*Mar 10	GEORGE MASON	9.0	11	7	3	6	7	0	0	0	0	0	0	0	0	8-7	11-6	2	5.96
*Mar 15	OLD DOMINION	9.0	12	8	6	1	8	3	0	2	1	0	1	0	0	13-8	12-6	2	5.96
*Mar 16	OLD DOMINION	9.0	14	10	8	5	4	5	0	1	2	0	0	1	0	12-10	13-6	2	6.07
*Mar 17	OLD DOMINION	9.0	8	4	4	3	6	2	0	0	2	0	2	1	0	7-4	14-6	3	5.97
Mar 19	MERCER	11.0	14	9	9	8	7	5	0	1	2	0	0	0	0	4-9	14-7	3	6.05
Mar 20	at Mercer	9.0	10	7	7	6	9	0	0	1	0	1	1	0	0	13-7	15-7	3	6.09
*Mar 22	at UNCW	8.0	14	9	9	2	4	4	0	0	0	1	1	1	0	0-9	15-8	3	6.25
*Mar 22	at UNCW	8.0	12	12	11	7	4	1	0	0	2	0	2	1	0	1-12	15-9	3	6.48
*Mar 23	at UNCW	8.2	14	12	10	6	5	2	0	0	1	0	4	2	0	11-12	15-10	3	6.63
Mar 27	ALABAMA STATE	9.0	3	1	1	2	6	1	0	0	0	0	0	0	0	14-1	16-10	3	6.41
*Mar 29	at Delaware	8.0	13	7	6	1	3	0	0	0	2	0	0	1	0	2-7	16-11	3	6.42
*Mar 30	at Delaware	9.1	16	8	8	6	5	4	0	0	0	0	0	0	1	7-8	16-12	3	6.47
*Mar 30	at Delaware	8.0	10	4	4	0	1	4	0	0	1	0	0	0	0	2-4	16-13	3	6.41
Apr 05	FORDHAM	9.0	11	9	6	7	4	3	0	1	0	0	0	1	0	12-9	17-13	4	6.39
Apr 06	FORDHAM	9.0	8	3	1	1	4	2	0	0	0	0	2	2	0	9-3	18-13	5	6.22
Apr 06	FORDHAM	7.0	5	3	3	2	12	1	0	1	0	0	1	0	0	5-3	19-13	6	6.16
Apr 07	FORDHAM	9.0	5	2	1	4	9	0	0	0	0	0	0	2	0	5-2	20-13	7	6.00
Apr 09	KENNESAW STATE	9.0	10	5	5	5	6	1	0	0	1	0	1	2	0	12-5	21-13	7	5.97
Apr 12	at New Orleans	12.0	7	3	1	5	13	1	0	0	0	0	0	1	0	4-3	22-13	8	5.77
Apr 13	at New Orleans	9.0	8	4	4	4	5	2	1	0	0	0	0	0	0	5-4	23-13	9	5.72
Apr 13	at New Orleans	11.0	10	5	5	3	11	3	0	0	0	0	4	1	0	6-5	24-13	9	5.67
Apr 14	at New Orleans	8.0	4	3	2	5	5	1	0	0	1	0	2	2	0	2-3	24-14	9	5.59
Apr 16	at Kennesaw State	10.0	8	2	2	3	7	0	0	1	0	0	1	2	0	3-2	25-14	9	5.48
*Apr 20	at James Madison	9.0	19	12	12	4	5	6	2	1	0	0	1	1	0	14-12	26-14	10	5.64
*Apr 20	at James Madison	9.2	12	9	7	9	4	4	0	0	1	0	0	1	0	8-9	26-15	10	5.66
*Apr 21	at James Madison	8.0	11	8	8	8	8	5	0	0	0	0	2	1	0	5-8	26-16	10	5.73
Apr 23	SAVANNAH STATE	9.0	9	2	2	4	8	1	0	0	0	0	1	2	0	11-2	27-16	10	5.65
*Apr 26	at Northeastern	12.1	10	6	2	5	9	2	1	0	1	0	0	0	1	5-6	27-17	10	5.52
*Apr 27	at Northeastern	9.0	4	0	0	0	6	0	0	0	0	0	2	0	0	6-0	28-17	10	5.40
*Apr 28	at Northeastern	9.0	5	1	0	2	8	0	0	0	0	0	1	0	0	2-1	29-17	10	5.28
*May 03	TOWSON	9.0	14	11	9	9	5	2	1	0	2	0	1	2	0	12-11	30-17	10	5.36
*May 03	TOWSON	9.0	11	4	3	1	4	2	1	0	0	0	0	1	0	6-4	31-17	10	5.31
*May 05	TOWSON	9.0	6	3	3	5	2	2	0	0	0	0	0	1	0	8-3	32-17	10	5.26
May 08	KENNESAW STATE	9.0	11	6	6	6	5	2	0	1	1	0	0	1	0	5-6	32-18	10	5.28
*May 10	HOFSTRA	9.0	5	3	3	2	7	1	0	0	1	0	0	1	0	10-3	33-18	11	5.23
*May 11	HOFSTRA	9.0	17	12	12	3	4	3	0	1	2	0	4	1	0	9-12	33-19	11	5.36
*May 12	HOFSTRA	9.0	8	3	3	4	6	1	0	0	1	0	0	2	0	6-3	34-19	12	5.32
*May 16	at William & Mary	8.0	17	15	14	3	1	4	0	1	0	0	4	0	0	3-15	34-20	12	5.49
*May 17	at William & Mary	9.0	9	4	4	5	5	2	0	0	1	0	2	1	0	12-4	35-20	13	5.46
*May 17	at William & Mary	8.0	15	14	10	4	7	3	0	1	2	0	3	2	0	0-14	35-21	13	5.55
Totals		504.0	575	369	311	237	333	122	7	23	36	4	61	57	3	432-369	35-21	13	5.55

— INDIVIDUAL BATTING —



CHAD SMITH
Belted 21
homers in 2000
for the GSU
record.

GAMES PLAYED

Season: 60 Matt Van Horn (2009)
Career: 229 Bradley Logan (2007-10)

BATTING AVERAGE

Season: .413 Tim Burgess (2004)
Career: .372 Mark Micowski (2010-11)

AT BATS

Game: 8 Mark Micowski at New Mexico State (3/14/10)
Mark Micowski vs. N.C. Central (3/5/10)
Season: 239 Mark Micowski (2011)
Career: 855 Bradley Logan (2007-10)

HITS

Game: 7 Mark Micowski vs. N.C. Central (3/5/10)
Season: 91 Mark Micowski (2010)
Brandon Williams (2010)
Career: 288 Bradley Logan (2007-10)

DOUBLES

Game: 4 Joey Wood vs. UNC-Asheville (3/9/10)
Season: 23 Mark Mortimer (1997)
Career: 63 Bradley Logan (2007-10)

TRIPLES

Game: 2 Justin Newman vs. UNC Wilmington (4/21/06)
Scott Youngbauer vs. Campbell (3/10/00)
Scott Youngbauer vs. Illinois-Chicago (2/18/00)
Baine Brooks vs. Florida State (4/1/84)
Baine Brooks vs. West Georgia (3/7/84)
Season: 9 Justin Newman (2006)
Baine Brooks (1984)
Career: 13 Justin Newman (2003-06)

HOME RUNS

Game: 3 Chad Smith at Western Carolina (3/28/00)
Jason Glover vs. West Alabama (3/2/96)
Jason Glover vs. UNC Charlotte (2/17/96, 7)
Mark Mortimer vs. So. Wesleyan (4/18/95)
Neil Merson vs. Valdosta State (4/15/84)
Season: 21 Chad Smith (2000)
Career: 45 Jason Glover, (1993-96)

TOTAL BASES

Game: 15 Mark Micowski vs. N.C. Central (3/5/10)
Chad Smith at Western Carolina (3/28/00)
Season: 151 Scott Youngbauer (2000)
Career: 471 Bradley Logan (2007-10)

RUNS SCORED

Game: 6 Joey Wood at New Mexico State (3/14/10)
Mark Micowski vs. N.C. Central (3/7/10)
Season: 69 Mark Micowski (2010)
Career: 221 Bradley Logan (2007-10)

RUNS BATTED IN

Game: 8 Ryan Fleming vs. N.C. Central (3/6/10)
Chase Childers vs. Delaware (3/4/09)
Scott Youngbauer vs. Jacksonville State (4/23/00)
Ken Swygert vs. Georgia Southern (4/24/84)
Pete Diffin vs. Florida A&M (4/6/84)
Season: 73 Brandon Williams (2010)
Career: 208 Bradley Logan (2007-10)

STOLEN BASES

Game: 5 Henry Reese vs. Samford (3/8/85)
Season: 34 Jimmy Fowlkes (1980)
Career: 61 Jimmy Fowlkes (1979-81)

WALKS

Game: 4 Nine players. Last:
Rob Lind vs. Alabama State (3/15/11)
Season: 53, Rob Lind (2011)
Career: 120, Chase Childers (2006-09)



CHAD PRAIN

LONGEST HITTING STREAKS

22 Bradley Logan, 2008
21 Tim Burgess, 2004
21 Justin Newman, 2004
20 Chad Prain, 2013
19 Caden Bailey, 2012-13

— INDIVIDUAL PITCHING —

APPEARANCES

Season: 28 Bobby Bennett (2006)
 Career: 81 Bobby Bennett (2005-08)

GAMES STARTED

Season: 17 David Giancarlo (1995)
 Robert Harrell (1993)
 Career: 50 Ryan Patrylo (1998-01)

COMPLETE GAMES

Season: 8 Paul Orr (1980)
 Rodney Dickinson (1996)
 Career: 16 Rodney Dickinson (1996-98)

SHUTOUTS

Season: 2 Ben Marshall (2012)
 David Hawkins (2002)
 Kevin Hopper (2000)
 Rodney Dickinson (1996 & 1998)
 Career: 4 Rodney Dickinson, (1996-98)

INNINGS PITCHED

Game: 10.1 Jonathan Craig vs. Jacksonville State (5/6/02)
 Season: 112.0 Billy Boughey (2000)
 Career: 308.1 Ryan Patrylo (1998-01)

WINS

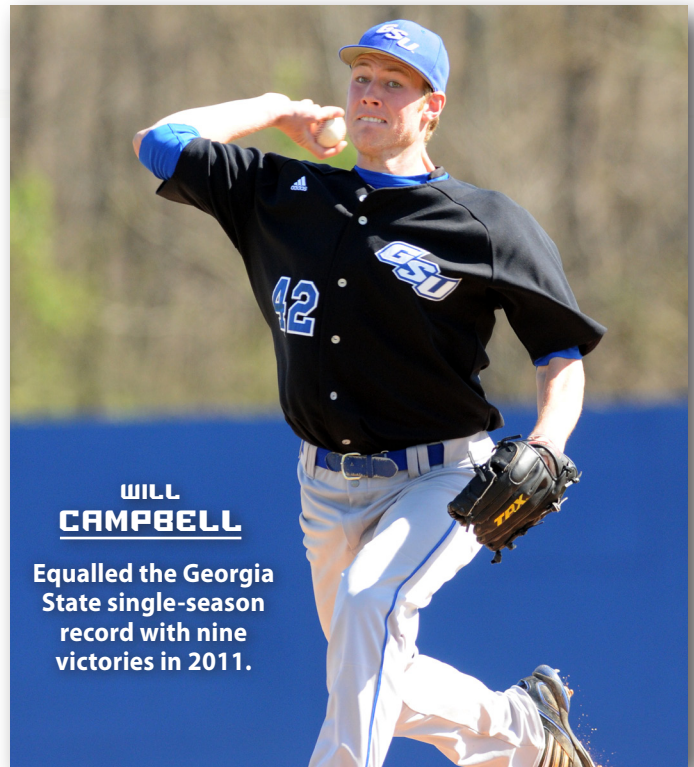
Season: 9 Will Campbell (2011)
 Ronnie Robinson (2002)
 Rodney Dickinson (1998)
 Paul Orr (1980)
 Career: 24 Rodney Dickinson (1996-98)

WINNING PERCENTAGE

Minimum 5 decisions per season
 Season: .875 Justin Malone (7-1, 2011)
 Career: .800 Alan Traylor (8-2, 1979)

SAVES

Season: 10 Kevin Hopper (2000)
 Career: 14 Justin Malone (2009-12)



WILL CAMPBELL

Equalled the Georgia State single-season record with nine victories in 2011.

EARNED RUN AVERAGE

Season: 2.73 Billy Boughey (2000)
 Career: 3.93 Ronnie Robinson (2001-03)

STRIKEOUTS

Game: 16 Rodney Dickinson vs. Furman (2/18/97)
Note: 8 innings pitched, lost 5-3
 Season: 115 David Giancarlo (1996)
 Career: 292 Rodney Dickinson (1996-98)

CONSECUTIVE DECISIONS WON

Career: 8 Aidan Francis (2010-11)
 Justin Malone (2010-11)

CONSECUTIVE SCORELESS INNINGS

Career: 21.0 Justin Malone (2009-10)

PICKOFFS

Season: 16, David Giancarlo (1995-97)

— INDIVIDUAL FIELDING —

PUTOUTS

Game: 19 Matt Rose vs. Grambling (3/23/13)
 Season: 445 Josh Vandiver (2002)
 Career: 1,919 Josh Vandiver (1999-02)

ASSISTS

Game: 9 Two players; Last:
 Herb Brooks vs. Georgia Tech (5/1/82)
 Season: 188 Ryan Sterling (2005)
 Career: 524 Michael Brand (1993-96)



BRADLEY LOGAN

— TEAM BATTING —

INNINGS PLAYED

- 15 William & Mary, 3/22/09
- 13 Delaware, 4/1/07
- 13 Western Carolina, 3/30/04

RUN SCORED

- 33 N.C. Central, 3/7/10
- 32 N.C. Central, 3/5/10
- 30 New Mexico State, 3/14/10
- 27 Alabama State, 3/23/10
- 24 N.C. Central, 3/6/10
- 23 Alabama State, 4/28/10
- 22 Florida A&M, 3/10/09
- 22 Virginia Tech, 5/6/80


RUN SCORED - BOTH TEAMS

- 54 *New Mexico State, 3/14/10 (30-24)
- 44 Georgia Tech, 3/5/81 (9-35)
- 44 Florida A&M, 4/6/84 (19-25)
- 43 Florida State, 5/15/92 (7-36)
- 42 Tennessee, 2/13/99 (8-34)
- 41 *Howard, 4/4/80 (21-20)

* Only games in school history in which both teams scored 20 or more runs

RUNS SCORED (INNING)

- 16 Alabama A&M, 2/21/08 (5)



JOEY WOOD

JOEY WOOD hit one of Georgia State's three grand slams and six homers in a record-setting game at New Mexico State in 2010.



JASON GLOVER
All-America

JASON GLOVER is GSU's career home run leader with 45 from 1993-96 and one of four Panthers to hit three homers in a game. In a doubleheader vs. UNC Charlotte on Feb. 17, 1996, he had three homers and 10 RBI in two seven-inning games, going 7-for-9.

HITS

- 30 New Mexico State, 3/14/10
- 29 N.C. Central, 3/5/10
- 26 Alabama State, 3/23/10
- 26 Western Carolina, 3/28/00
- 25 James Madison, 2/28/07
- 25 Georgia Southern, 4/24/84 (7)

DOUBLES

- 9 N.C. Central, 3/5/10
- 9 N.C. Central, 3/6/10
- 8 Jackson State, 2/23/08
- 8 Tennessee Tech, 4/21/98

TRIPLES

- 4 N.C. Central, 3/5/10
- 3 DeVry Tech, 5/5/84 (10)
- 3 Georgia Southern, 4/24/84 (7)
- 3 Appalachian State, 3/6/83
- 3 Savannah State, 3/10/00

HOME RUNS IN CONSECUTIVE GAMES

- 5 Bradley Logan, May 20-20, 2009 (Northeastern, UNC Wilmington, George Mason, UNC Wilmington, Georgia Tech)
- 5 Chad Smith, March 13-19, 2000 (Southern Miss-2, Georgia Tech, Georgia Tech, Illinois-Chicago-2, Illinois Chicago) - 7 HR in 5 games
- 4 Chad Smith, Feb. 14-20, 1998 (Alabama State, Southern Tech, Georgia Tech, Alabama State)
- 4 Jason Glover, Feb. 27-March 3, 1996 (Georgia, West Alabama-3, Wofford, Wofford) - 6 HR in 4 games

HOME RUNS

- 9 Western Carolina, 3/28/00
- 6 New Mexico State, 3/14/10
(3 grand slams, tied NCAA record)
- 6 Austin Peay, 3/20/10
- 6 Towson, 4/3/10
- 6 Alabama A&M, 2/21/08 (5)
- 6 Alabama A&M, 2/21/08 (5)
- 6 Old Dominion, 4/12/09

WALKS

- 15 Jacksonville, 4/23/80
- 14 N.C. Central, 3/7/10

STRIKEOUTS

- 19 Samford, 4/2/93 (11 innings)

STOLEN BASES

- 12 Alabama A&M, 2/21/08 (5)
- 10 Samford, 3/8/85
- 10 Howard, 4/4/80
- 7 N.C. Central, 3/6/10
- 7 Savannah State, 3/17/09

SACRIFICE HITS

- 5 VCU, 4/24/10
- 4 Jacksonville, 4/23/80

MARGIN OF VICTORY

- 29 N.C. Central, 3/5/10 (32-3)
- 28 N.C. Central, 3/5/10 (33-5, 7 inn.)
- 24 Alabama St., 3/23/10 (27-3, 7 inn.)
- 22 Alabama St., 4/28/10 (23-1, 7 inn.)
- 22 N.C. Central, 3/6/10 (24-2, 7 inn.)
- 19 Jackson State, 2/23/08 (19-0*)

* Most runs scored in a shutout

MARGIN OF DEFEAT

- 31 Florida, 2/9/96 (31-0)
- 29 Florida State, 5/15/92 (36-7)
- 26 Georgia Tech, 3/5/81 (35-9)
- 26 Tennessee, 2/13/99 (34-8)
- 25 Florida State, 4/4/82 (31-6)
- 25 Georgia Tech, 4/25/84 (31-6)
- 25 Georgia Tech, 4/12/94 (28-3)

— TEAM PITCHING —



AIDAN FRANCIS

AIDAN FRANCIS, a left-hander from Australia, combined with two other Panthers to strike out 17 against VCU in 2010. Francis totalled 16 career victories and 178 strikeouts.

BEN MARSHALL enjoyed an outstanding senior season in 2012 when he tossed one-hit, complete-game shutouts against Western Illinois and William and Mary. He is one of four Panthers to throw two shutouts in a season.

Georgia State does not have a no-hitter in its history, and the following are the one-hitters thrown by the GSU staff:

Western Illinois, 2/17/12 (7 inn.)

Ben Marshall CG, W 7-0

William & Mary, 3/14/12

Ben Marshall CG, W 1-0

Georgia Tech, 3/21/07

9 GSU pitchers, L 3-0

RUNS ALLOWED

36	Florida State, 5/15/92
35	Georgia Tech, 3/5/81
34	Tennessee, 2/13/99
31	Florida State, 4/4/82
31	Georgia Tech, 4/25/84
31	Florida, 2/9/96
28	Georgia Tech, 4/12/94

CONSECUTIVE SCORELESS INNINGS

20.2 Texas Southern, Feb. 18-20, 2011

HITS ALLOWED

28	Georgia Tech, 4/12/94
24	Auburn, 4/6/10
24	Towson, 4/3/10
24	Georgia Tech, 4/4/01
24	Georgia, 4/27/04



BEN MARSHALL

30-WIN SEASONS

Season	Record	Head Coach
2009	39-22	Greg Frady
2011	37-21	Greg Frady
2013	34-19	Greg Frady
2010	34-23-1	Greg Frady
2008	33-23	Greg Frady
2000	31-28	Mike Hurst
1980	30-25	Jack Humphrey

BEST HOME RECORDS

Season	Wins	Percentage
2011	26	.788 (26-7)
2013	24	.774 (24-7)
2010	23	.767 (23-7)
2008	23	.676 (23-11)
2009	22	.733 (22-8)

LONGEST WINNING STREAKS

Season	Wins	Dates
2011	11	March 8-25
2013	8	April 5-13
2009	8	May 10-23
2008	8	Feb. 22-March 2*
2000	8	Feb. 18-29
2011	7	Feb. 18-26
2010	7	March 5-12
2010	7	April 9-17
2008	7	April 19-25

* To start season

STRIKEOUTS

18	Furman, 4/23/96
17	VCU, 4/23/10
17	Savannah State, 3/17/09
16	Furman, 2/18/97
16	Alabama State, 4/23/11
15	Old Dominion, 4/11/09
15	Mercer, 2/22/11

WALKS

17	Georgia Tech, 3/6/04
16	New Mexico State, 3/14/10
16	Georgia Southern, 4/14/99
16	Florida State, 4/29/83
15	Xavier, 3/7/09
15	Georgia Tech, 4/29/98

— TEAM FIELDING —

DOUBLE PLAYS TURNED

5	James Madison, 4/9/11
---	-----------------------

ALL-AMERICA HONORS

- | | | |
|--|--|---|
| 1995 Mark Mortimer, 3B
<i>First Team All-Freshman, Collegiate Baseball</i> | 2002 Brett Strickland, RHP
<i>All-Freshman Honorable Mention, Collegiate Baseball</i> | 2013 Chase Raffield, DH
<i>Honorable mention All-America (CollegelInsider.com)</i> |
| 1996 Jason Glover, OF
<i>Third Team All-America, NCBWA</i> | 2009 Justin Malone, RHP
<i>Freshman All-America 2nd Team, Pro-Line Athletic/NCBWA Freshman All-America, Louisville Slugger</i> | 2013 Matt Rose, RHP-INF
<i>Freshman All-America (Collegiate Baseball)</i> |
| 2001 Garrett Greer, C
<i>All-Freshman Honorable Mention, Collegiate Baseball</i> | 2013 Chad Prain, SS
<i>Honorable mention All-America (CollegelInsider.com)</i> | 2013 Josh Merrigan, CF
<i>Freshman All-America, (Collegiate Baseball) NCBWA Freshman All-America, second team</i> |
| 2002 Rusty Bennett, C
<i>All-Freshman Honorable Mention, Collegiate Baseball</i> | | |

ALL-ATLANTIC REGION (ABCA)

- | | | |
|------|----------------------|-----|
| 1996 | Jason Glover, OF | 2nd |
| 1996 | Mark Mortimer, C | 2nd |
| 1999 | Jay Langston, OF | 2nd |
| 2000 | Scott Youngbauer, SS | 1st |
| 2000 | Chad Smith, OF | 2nd |
| 2013 | Chase Raffield, DH | 1st |
| 2013 | Chad Prain, SS | 2nd |

ALL-NCAA REGIONAL

- | | | |
|------|------------------|---------|
| 2009 | Marc Mimeault, C | Atlanta |
|------|------------------|---------|

ALL-SUN BELT CONFERENCE

- | | | |
|------|-------------------|-----|
| 1980 | Russell Eagle, OF | 1st |
| 1980 | Robbie Waits, P | 1st |
| 1980 | Tim Chastain, 2B | 1st |
| 1980 | Kelly Eslinger, C | 1st |
| 1980 | Brent McGuire, DH | 1st |
| 1981 | Greg Giles, OF | 1st |

TAAC PLAYER OF THE YEAR

- | | | |
|------|--------------|----|
| 1996 | Jason Glover | OF |
|------|--------------|----|

ALL-TAAC

- | | | | |
|------|------------------|----|-----|
| 1984 | Tim Osborne | C | 1st |
| 1985 | Neil Merson | 3B | 1st |
| 1986 | Britt Borders | 2B | 1st |
| 1986 | John Hollins | P | 1st |
| 1986 | Neil Merson | 3B | 1st |
| 1993 | Jason Glover | OF | 2nd |
| 1994 | Robert Pearson | 3B | 2nd |
| 1995 | Frank McGarvey | DH | 1st |
| 1996 | Jason Glover | OF | 1st |
| 1996 | Mark Mortimer | C | 1st |
| 1996 | Rodney Dickinson | P | 2nd |
| 1996 | David Giancarlo | P | 3rd |
| 1997 | Pat Euart | RP | 2nd |
| 1997 | Mark Mortimer | C | 2nd |
| 1997 | Rodney Dickinson | P | 3rd |
| 1998 | Rodney Dickinson | P | 2nd |

- | | | | |
|------|------------------|----|-----|
| 1998 | Bobby Kidd | DH | 2nd |
| 1998 | Jay Langston | OF | 2nd |
| 1999 | Bobby Kidd | C | 1st |
| 1999 | Jay Langston | OF | 1st |
| 1999 | Scott Youngbauer | SS | 3rd |
| 2000 | Chad Smith | OF | 1st |
| 2000 | Scott Youngbauer | SS | 1st |
| 2000 | Paul Schlosser | C | 2nd |
| 2000 | Billy Boughey | P | 3rd |
| 2000 | Kevin Hopper | RP | 3rd |
| 2001 | Jay Fields | OF | 2nd |
| 2001 | Josh Vandiver | 1B | 2nd |

TAAC ALL-FRESHMAN

- | | | |
|------|---------------|---|
| 2001 | Garrett Greer | C |
|------|---------------|---|

TAAC ALL-TOURNAMENT

- | | | |
|------|----------------|----|
| 2000 | Michael Nelson | 2B |
|------|----------------|----|

ALL-ATLANTIC SUN

- | | | | |
|------|-----------------|----|-----|
| 2002 | Dustin Phillips | OF | 2nd |
| 2003 | Dustin Phillips | DH | 1st |
| 2003 | Sean Fitzgerald | SS | 1st |
| 2003 | Ronnie Robinson | P | 1st |
| 2003 | Rusty Bennett | C | 1st |
| 2004 | Tim Burgess | 1B | 2nd |
| 2004 | Ryan Sterling | 2B | 2nd |
| 2005 | Justin Newman | OF | 2nd |

A-SUN ALL-FRESHMAN

- | | | |
|------|---------------------------|----|
| 2002 | Brett Strickland | P |
| 2003 | Justin Newman | OF |
| 2004 | Charlie Pelt | C |
| 2005 | Jean-Michel Rochon-Salvas | SS |
| 2005 | Nick McEntyre | C |

ALL-CAA

- | | | | |
|------|---------------|----|-----|
| 2007 | Luke Gordon | DH | 1st |
| 2007 | Charlie Pelt | 1B | 2nd |
| 2007 | Eric Suttle | OF | 2nd |
| 2008 | Derek Simmons | DH | 1st |

- | | | | |
|------|--------------------|----|-----|
| 2008 | J.M. Rochon-Salvas | 2B | 2nd |
| 2008 | Bradley Logan | 3B | 2nd |
| 2008 | Chase Childers | SS | 3rd |
| 2008 | Robinson Polanco | P | 3rd |
| 2009 | Derek Simmons | DH | 1st |
| 2009 | Marc Mimeault | C | 2nd |
| 2009 | Ryan Moore | P | 2nd |
| 2009 | Aidan Francis | P | 3rd |
| 2009 | Brandon Williams | UT | 3rd |
| 2010 | Mark Micowski | OF | 1st |
| 2010 | Ryan Fleming | OF | 2nd |
| 2010 | Rob Lind | 2B | 3rd |
| 2010 | Bradley Logan | 3B | 3rd |
| 2010 | Carl Moniz | UT | 3rd |
| 2010 | Aidan Francis | P | 3rd |
| 2011 | Rob Lind | 2B | 1st |
| 2011 | Mark Micowski | OF | 1st |
| 2011 | Brandon Williams | 3B | 1st |
| 2011 | Will Campbell | SP | 2nd |
| 2011 | Drew Shields | DH | 2nd |
| 2011 | Jake Dyer | RP | 3rd |
| 2013 | Chad Prain | SS | 1st |
| 2013 | Caden Bailey | 3B | 2nd |
| 2013 | Josh Merrigan | OF | 2nd |
| 2013 | Chase Raffield | DH | 2nd |

CAA ROOKIE OF THE YEAR

- | | | |
|------|---------------|----|
| 2013 | Josh Merrigan | CF |
|------|---------------|----|

CAA ALL-FRESHMAN

- | | | |
|------|-----------------|-------|
| 2006 | Clayton Shunick | P |
| 2009 | Aidan Francis | P |
| 2012 | Caden Bailey | SS |
| 2013 | Josh Merrigan | OF |
| 2013 | Matt Rose | P-INF |
| 2013 | Joey Roach | C |

CAA ALL-TOURNAMENT

- | | | |
|------|---------------------|-------|
| 2009 | Justin Malone | P |
| 2009 | Michael McCree | OF |
| 2009 | Ryan Moore | P |
| 2009 | Bradley Logan (MVP) | 1B/3B |
| 2009 | Marc Mimeault | C |

NATIONAL HONORS

TPX Louisville Slugger
National Player of the Week:
 Chad Smith.....Feb. 21, 2000

Major League Baseball Canada
Player of the Week
 Paul SchlosserMarch 10, 2000

NCBWA National Hitter of the Week
 Mark Micowski.....March 7, 2010

College Baseball Insider
Region Player of the Week
 Mark Micowski.....March 7, 2010
 Mark Micowski.....March 23, 2011

College Baseball Foundation
National All-Star Lineup
 Mark Micowski.....March 7, 2010
 Rob Lind..... May 4, 2011

NCBWA Preseason All-America
 Jake Dyer, RP (3rd)..... 2012
 Chase Raffield, DH (3rd)..... 2014

College Baseball Insider Preseason
All-America (honorable mention)
 Jake Dyer, RP..... 2012

Gregg Olson Award (National Breakout
Player of the Year), Semifinalist
 Chad Prain, SS 2013

TAAC/A-SUN PITCHER OF THE WEEK

Rodney Dickinson.....March 3, 1998
 Rodney Dickinson..... April 7, 1998
 Jody Edmondson April 14, 1998
 Ryan Patrylo..... Feb. 21, 2000
 Ryan Patrylo.....March 13, 2000
 David Hawkins Feb. 18, 2002
 David Hawkins May 20, 2002
 Ben Rulon.....Feb. 14, 2005
 Ben Rulon.....April 11, 2005
 Ben Rulon..... May 16, 2005

TAAC/A-SUN PLAYER OF THE WEEK

Willie Stroud May 3, 1992
 Jason Glover April 18, 1994
 Jason Glover Feb. 20, 1996
 Jason GloverMarch 5, 1996
 Mark Mortimer..... April 8, 1997
 Scott Youngbauer.....Feb. 17, 1998
 Jay Langston May 3, 1999
 Chad Smith.....Feb. 21, 2000
 Paul SchlosserApril 17, 2000
 Scott Youngbauer..... May 1, 2000
 Mic KnoxMarch 5, 2001
 Jay Fields..... May 7, 2001
 Josh VandiverFeb. 26, 2002
 Justin NewmanMarch 7, 2005

Trans-America Athletic Conference (TAAC) re-named Atlantic Sun Conference (A-Sun) July 1, 2001

CAA PITCHER OF THE WEEK

Romas HicksMarch 1, 2006
 Adam Bowling April 2, 2007
 Will Palmer..... May 14, 2007
 Will Palmer.....March 24, 2008
 Will Palmer..... April 21, 2008
 Ryan Moore.....Feb. 24, 2009
 Aidan Francis..... May 4, 2009
 David BuchananMarch 29, 2010
 Charley Olson May 10, 2010
 Justin Malone.....March 1, 2011
 Aidan Francis.....March 8, 2011
 Justin Malone..... April 25, 2011
 Will Campbell..... May 2, 2011
 Will Campbell..... May 16, 2011
 Justin Malone..... May 23, 2011

CAA PLAYER OF THE WEEK

Justin Newman April 10, 2006
 Chase Childers.....Feb. 26, 2008
 Bradley Logan May 12, 2008
 Chase Childers..... April 6, 2009
 Mark Micowski.....March 9, 2010
 Joey WoodMarch 15, 2010
 Carl Moniz..... April 12, 2010
 Rob Lind..... May 3, 2010



MARC MIMEAULT, a native of Canada and the starting catcher for GSU's 2009 CAA title team, was a two-time All-CAA selection and was named All-Regional at the 2009 NCAA Atlanta Regional.



JAKE DYER followed an All-CAA season in 2011 with Preseason All-America honors in 2012.

Brandon WilliamsMarch 8, 2011
 Mark Micowski.....March 21, 2011
 Rob Lind May 2, 2011
 Scott Sarratt.....March 5, 2013

CAA ROOKIE OF THE WEEK

Clayton Shunick..... May 15, 2006
 Jonathan Kolowich April 21, 2008
 Brandon WilliamsMarch 16, 2009
 Aidan Francis..... May 4, 2009
 Kody Adams.....Feb. 21, 2012
 Max Schmitz.....March 12, 2012
 Josh Merrigan.....Feb. 18, 2013
 Garrett FordMarch 11, 2013
 Josh Merrigan.....March 18, 2013
 Matt Rose..... April 8, 2013
 Nathan Bates April 15, 2013
 Josh Merrigan..... April 22, 2013
 Garrett Ford April 29, 2013
 Matt Rose..... May 13, 2013

ALL-CANADIAN TEAM

2009 Marc Mimeault1st
 2009 Carl Moniz..... HM
 2008 J.M. Rochon-Salvas2nd
 2008 Marc Mimeault3rd
 2008 Carl Moniz (signed) HM
 2007 J.M. Rochon-Salvas HM
 2007 Marc Mimeault (signed).....2nd
 2006 J.M. Rochon-Salvas HM
 2000 Paul Schlosser1st

COSIDA ACADEMIC ALL-AMERICA

All-America

2013 Scott Sarratt C 2nd Team

All-District

1999 Bobby Kidd C 2nd Team
 2000 Chad Smith OF 1st Team
 2003 Kevin Kawasaki OF 2nd Team
 2006 Jean-Michel Rochon-Salvas INF 1st Team
 2007 Jean-Michel Rochon-Salvas INF 1st Team
 2008 Jean-Michel Rochon-Salvas INF 2nd Team
 2010 Daniel Blaustein INF 2nd Team
 2011 Daniel Blaustein INF 2nd Team
 2013 Scott Sarratt C 1st Team

TAAC ALL-ACADEMIC

Greg Brown 1993
 Kevin Campbell 1993
 Jason Flurry 1994
 Dexter Fulton 1994
 Brad Gardner 1994
 Keith Ingram 1994-95
 Keith Taylor 1994
 Chan Brown 1995
 Dan Corsi 1995
 David Donaldson 1995
 Jason Glover 1995
 Matt Griffin 1995
 Jed Hixson 1995, 1997-98
 Frank McGarvey 1995
 Jason Perry 1995-96, 1998
 Chad Bailey 1996-97
 Rodney Dickinson 1996
 David Giancarlo 1996-97
 Ray Hughes 1996
 Butch Maxey 1996
 Manse Waldrop 1996
 Jeremy Higgins 1997
 Ray Hughes 1997
 Clayton Joiner 1997
 Bobby Kidd 1997-99
 Steven Kidd 1997-00
 Kenny Mitchell 1997
 Jonathan Paden 1997
 Marcus Phillips 1997-98
 Chad Smith 1997-00
 Todd Souders 1998
 Rich Wiley 1998
 Billy Boughey 1999-00
 Kevin Hopper 1999-00
 Frank Merriam 1999
 Ryan Patrylo 1999
 Jason Sattler 1999-00
 Joel Dobbs 2000
 Brian McCartney 2000
 Ryan Patrylo 2000-01
 Andrew Rush 2000-01
 Scott Youngbauer 2000
 Mic Knox 2001
 Justin Singleton 2001
 Brandon Thompson 2001
 Josh Vandiver 2001



JEAN-MICHEL ROCHON-SALVAS was honored as CAA Baseball Student-Athlete of the Year in 2007 and 2008.

ATLANTIC SUN ALL-ACADEMIC

Kyle Breitbach 2002
 Mike Buchanan 2002-04
 David Hawkins 2002
 Kevin Kawasaki 2002-03
 Clint Mize 2002
 Michael Nelson 2002
 Jason Payne 2002
 Dustin Phillips 2002-03
 Ronnie Robinson 2002-03
 Josh Vandiver 2002
 Scott Boatman 2003
 Jonathan Craig 2003
 Sean Fitzgerald 2003
 Romas Hicks 2003-04
 Brandon Thompson 2003
 Cody Webb 2003-04
 Brian Williams 2003
 Rusty Bennett 2004
 Kenny Camp 2004
 Cliff Flagello 2004
 Stovie Moore 2004-05

Ben Rulon 2004
 Dusty Bennett 2005
 T.J. Brandenburg 2005
 Micah Johnson 2005
 Butch Morris 2005
 Jean-Michel Rochon-Salvas 2005

CAA COMMISSIONER'S LIST

Dusty Bennett 2006-08
 Carlos Cardoza-Oquendo 2006-07
 Jeremy Compton 2006-07
 David Ferrer 2006-09
 Matt Handley 2006
 Romas Hicks 2006
 Jean-Michel Rochon-Salvas 2006-08
 Zac Wright 2006-07
 Bobby Bennett 2007-08
 Adam Bowling 2007
 Drew Grant 2007-08
 Tim Lorek 2007
 Joel Reeves 2007-09
 Logan Sharrett 2007
 Matt Van Horn 2007-09
 Theo Asher 2008-11
 Aidan Francis 2008-09, 11
 Robert Hasenfelt 2008
 Marc Mimeault 2008-09
 Daniel Blaustein 2009-12
 Chris Hallum 2009
 Justin Malone 2009-10-12
 Ben Marshall 2009, 11
 Drew Parker 2009
 Robinson Polanco 2009
 Nick Squeglia 2009-12
 David Buchanan 2010
 Zach Chastain 2010-11
 Bryan Condotta 2010-11
 Wes Grant 2010-11
 Shane Hammond 2010-11
 Jonathan Kolowich 2010-12
 Rob Lind 2010-11
 Michael Moch 2010
 Carl Moniz 2010
 Ryan Moore 2010
 Aaron Schmitz 2010-11
 Sam Agnew-Wieland 2011
 Josh Chesler 2011
 Tyler Claburn 2011-12
 Brett Maxwell 2011
 Charley Olson 2011
 Landon Bennett 2012
 Caleb Gore 2012
 Mark Hogan 2012
 Travis Lee 2012
 Alex Prescott 2012-13
 Scott Sarratt 2012
 Roy Seldenrijch 2012
 Max Scmitz 2012
 Gabe Shivers 2012
 T.J. Sullivan 2012
 Greg Bowder 2013
 James Clements 2013
 Andrew Fessler 2013
 Garrett Ford 2013
 Josh Merrigan 2013
 Matt McCloskey 2013
 Chase Raffield 2013
 Joey Roach 2013

GEORGIA STATE HEAD COACHES


Herbert "Stoney" Burgess, 1956-60	23-24
Archie Crenshaw, 1964-67	6-29
Ron Kennett, 1969-72.....	16-75
Jack Humphrey, 1978-80.....	46-37
Jim Dorsey, 1980-82.....	32-71
Gary Nave, 1982-86	70-122-1
Kurt Seibert, 1992-93.....	12-55
Mike Hurst, 1993-2006.....	293-432
Greg Frady, 2007-Present.....	228-173-1

GEORGIA STATE'S RETIRED JERSEY

30

HEAD COACH MIKE HURST

293 WINS



Year	Overall W-L- T	Conference W-L- T	Conf. Finish	Conf. Tourn	Conference	Head Coach
1965	1- 6					Archie Crenshaw
1966	1- 8					Archie Crenshaw
1967	4-13					Archie Crenshaw
1970	6-17					Ron Kennett
1971	6-26					Ron Kennett
1972	4-31					Ron Kennett
1979	16-12			3-2/5th	Sun Belt	Jack Humphrey
1980	30-25			3-2/3rd	Sun Belt	Jack Humphrey
1981	17-33	5- 7	3rd/North		Sun Belt	Jim Dorsey
1982	17-38					Jim Dorsey
1983	12-34					Gary Nave
1984	22-31-1	5-11	3rd/East		TAAC	Gary Nave
1985	17-28	5-12	4th/East		TAAC	Gary Nave
1986	23-29	8-10	3rd/East		TAAC	Gary Nave
1992	2-30					Kurt Seibert
1993	12-35	7-14	4th/West		TAAC	Kurt Seibert/Mike Hurst
1994	12-42	6-18	5th/West		TAAC	Mike Hurst
1995	20-33	11-17	7th		TAAC	Mike Hurst
1996	21-32	12- 6	1st/East	0-2 (play-in)	TAAC	Mike Hurst
1997	23-30	23-30	2nd/East	0-2 (play-in)	TAAC	Mike Hurst
1998	23-29	11- 7	1st/East	0-2 (play-in)	TAAC	Mike Hurst
1999	23-33	13-17	T7th		TAAC	Mike Hurst
2000	31-28	14-13	5th	2-2/3rd	TAAC	Mike Hurst
2001	20-35	8-19	9th		TAAC	Mike Hurst
2002	24-32	13-17	T6th		A-Sun	Mike Hurst
2003	25-29	16-17	T7th		A-Sun	Mike Hurst
2004	18-36	11-19	9th		A-Sun	Mike Hurst
2005	25-32	15-15	6th	0-2	A-Sun	Mike Hurst
2006	26-31	13-17	6th	1-2	CAA	Mike Hurst
2007	26-32	15-15	6th	0-2	CAA	Greg Frady
2008	33-23	12-17	7th		CAA	Greg Frady
2009	39-22	12- 9	2nd	4-0/1st	CAA	Greg Frady
2010	34-23-1	17- 6-1	2nd	0-2	CAA	Greg Frady
2011	37-21	17-13	4th	0-2	CAA	Greg Frady
2012	24-31	14-16	7th		CAA	Greg Frady
2013	35-21	14-13	5th		CAA	Greg Frady

GAMES PLAYED

Player (Year)	Games
1. Matt Van Horn (2009)	60
2. Bradley Logan (2009)	59
Carl Moniz (2009)	59
Derek Simmons (2009)	59
Paul Schlosser (2000)	59
6. Bryan Condotta (2011)	58
Rob Lind (2011)	58
Mark Micowski (2011)	58
Six others tied at	58

AT BATS

Player (Year)	At Bats
1. Mark Micowski (2011)	239
2. Josh Merrigan (2013)	238
3. Eric Suttle (2006)	235
4. Mark Micowski (2010)	232
5. Derek Simmons (2009)	228
6. Bradley Logan (2008)	226
Chad Prain (2013)	226
8. Brandon Williams (2010)	223
9. Brandon Williams (2011)	222
10. Luke Gordon (2007)	220
J.M. Rochon-Salvas (2007)	220

BATTING AVERAGE

Minimum: 80% of games, 3 ab/g

Player (Year)	Avg.
1. Tim Burgess (2004)	.413
2. Brandon Williams (2010)	.408
3. Mark Mortimer (1996)	.403
4. Rob Lind (2010)	.402
Luke Warren (1984)	.402
6. Russell Eagle (1980)	.401
7. Marc Mimeault (2009)	.398
Bobby Kidd (1999)	.398
9. Chad Prain (2013)	.394
10. Scott Youngbauer (2000)	.393

HITS

Player (Year)	Hits
1. Mark Micowski (2010)	91
Brandon Williams (2010)	91
3. Chad Prain (2013)	89
4. Bradley Logan (2008)	85
5. Mark Micowski (2011)	84
Josh Merrigan (2013)	84
7. Carl Moniz (2010)	80
8. Bradley Logan (2010)	79
9. Rob Lind (2010)	78
Marc Mimeault (2009)	78

TIM BURGESS owns the top season batting average in GSU history with a .413 clip in 2004.

DOUBLES

Player (Year)	Doubles
1. Mark Mortimer (1997)	23
2. Dustin Phillips (2003)	22
3. Kelly Eslinger (1982)	21
Bradley Logan (2008)	21
5. Mark Micowski (2011)	20
Brandon Williams (2010)	20
Nathan Knight (1997)	20
Jay Langston (1998)	20
Jay Langston (1999)	20
10. Four tied at	19

TRIPLES

Player (Year)	Triples
1. Baine Brooks (1984)	9
Justin Newman (2006)	9
3. Steve Sparks (1983)	6
Herb Brooks (1984)	6
Scott Youngbauer (2000)	6
6. Greg Giles (1981)	5
Jay Fields (2001)	5
J.M. Rochon-Salvas (2007)	5
Nick Hogan (2008)	5
Josh Merrigan (2013)	5

HOME RUNS

Player (Year)	HR
1. Chad Smith (2000)	21
2. Jason Glover (1996)	20
3. Luke Warren (1984)	16
Jay Langston (1999)	16
Scott Youngbauer (2000)	16
6. Jason Glover (1993)	15
7. Marc Mimeault (2009)	14
Paul Schlosser (2000)	14
9. Ryan Fleming (2011)	13
Ryan Fleming (2010)	13
Derek Simmons (2009)	13
Josh Vandiver (2002)	13



MARK MICOWSKI enjoyed two of the top offensive seasons in GSU annals with schools records of 91 hits and 69 runs in 2010, followed by 84 hits in 2011.

SLUGGING PERCENTAGE

Player (Year)	Slug. %
1. Luke Warren (1984)	.825
2. Scott Youngbauer (2000)	.770
3. Jason Glover (1996)	.722
4. Chad Smith (2000)	.704
5. Ryan Fleming (2010)	.688
6. Ken Swygert (1984)	.678
7. Tim Burgess (2004)	.665
8. Marc Mimeault (2009)	.658
9. Steve Sparks (1983)	.657
Jay Langston (1999)	.657

RUNS BATTED IN

Player (Year)	RBI
1. Brandon Williams (2010)	73
2. Jay Langston (1999)	70
3. Chad Smith (2000)	69
4. Carl Moniz (2010)	63
Rusty Bennett (2003)	63
Bradley Logan (2008)	63
7. Jason Glover (1996)	62
8. Bradley Logan (2010)	60
9. Ryan Fleming (2010)	59
Josh Vandiver (2002)	59

RUNS SCORED

Player (Year)	Runs
1. Mark Micowski (2010)	69
2. Bradley Logan (2010)	66
3. Baine Brooks (1984)	65
4. Bradley Logan (2008)	61
5. Derek Simmons (2009)	60
6. Ryan Fleming (2010)	59
Rob Lind (2010)	59
Brandon Williams (2010)	59
9. Carl Moniz (2010)	58
Nick Hogan (2009)	58
Mic Knox (2000)	58

WALKS

Player (Year)	Walks
1. Rob Lind (2011)	53
2. Baine Brooks (1984)	49
3. Russell Eagle (1980)	42
Jimmy Fowlkes (1980)	42
5. Ryan Fleming (2011)	40
Mark Micowski (2011)	40
7. Rich Wiley (1999)	39
8. Charlie Pelt (2006)	38
9. Chase Childers (2008)	37
10. Mark Micowski (2010)	36
Chase Childers (2009)	36



BRANDON WILLIAMS

A four-year starter in the infield at first or third base, Brandon Williams knocked in a school-record 73 runs in 2010. He ranks highly in numerous statistical categories.



ROB LIND

ROB LIND, a two-year starter at second base, walked a GSU-record 53 times in 2011.

STOLEN BASES

Player (Year)	SB
1. Jimmy Fowlkes (1980)	34
2. Jimmy Fowlkes (1981)	25
3. Baine Brooks (1984)	24
4. Russell Eagle (1980)	22
Dustin Phillips (2002)	22
6. Rob Loeb (1995)	21
7. Herb Brooks (1984)	20
Chris Dentler (2005)	20
9. Nathan Knight (1997)	19
Jay Fields (2001)	19

SACRIFICE FLIES

Player (Year)	SF
1. Bradley Logan (2010)	8
2. Carl Moniz (2010)	7
Don Stanford (1980)	7
4. Ryan Fleming (2011)	6
Greg Giles (1981)	6
Neil Merson (1985)	6
Mark Mortimer (1997)	6
Jay Langston (1998)	6
Chad Smith (2000)	6
Chris Dentler (2005)	6

SACRIFICE HITS

Player (Year)	SH
1. Ryan Sterling (2006)	14
2. Shane Hammond (2011)	13
Michael Nelson (2001)	13
4. Don Stanford (1980)	11
5. Drew Shields (2011)	9
Matt Van Horn (2009)	9
Sean Fitzgerald (2003)	9
Ryan Sterling (2004)	9
Ryan Sterling (2005)	9
10. Brett Maxwell (2011)	8
Seven others tied at	8

HIT BY PITCH

Player (Year)	HBP
1. T.J. Brandenburg (2006)	16
Nick Hogan (2008)	16
3. Chad Prain (2013)	15
4. Luke Gordon (2007)	14
5. Rich Wiley (1999)	12
6. Chad Bailey (1997)	11
Paul Schlosser (2001)	11
8. Bryan Condotta (2011)	10
Derek Simmons (2009)	10
Garrett Greer (2002)	10
Bradley Logan (2007)	10
Bradley Logan (2008)	10

GAMES PLAYED

Player (Years).....	Games
1. Bradley Logan (2007-10).....	229
2. Josh Vandiver (1999-02).....	221
Brandon Williams (2009-12).....	221
3. Chase Childers (2006-09).....	214
Charlie Pelt (2004-07).....	214
5. J.M. Rochon-Salvas (2005-08).....	209
6. Kyle Breitbach (2000-03).....	207
7. Michael Brand (1993-96).....	205
8. Rusty Bennett (2002-05).....	199
9. Matt Van Horn (2006-09).....	195
10. Eric Suttle (2004-07).....	193

AT BATS

Player (Years).....	At Bats
1. Bradley Logan (2007-10).....	855
2. Brandon Williams (2009-12).....	801
3. J.M. Rochon-Salvas (2005-08).....	787
4. Charlie Pelt (2004-07).....	773
5. Josh Vandiver (1999-02).....	757
6. Chase Childers (2006-09).....	716
Michael Brand (1993-96).....	716
8. Eric Suttle (2004-07).....	711
9. Justin Newman (2003-06).....	656

BATTING AVERAGE

Minimum 80% of games, 3 ab/g

Player (Years).....	Avg
1. Mark Micowski (2010-11).....	.372
2. Rob Lind (2010-11).....	.364
Marc Mimeault (2008-09).....	.364
4. Brandon Williams (2009-12).....	.359
Mark Mortimer (1995-97).....	.359
6. Joey Wood (2008-12).....	.355
7. Tim Burgess (2003-04).....	.353
8. Dustin Phillips (2002-03).....	.349
9. Derek Simmons (2008-09).....	.344
Scott Youngbauer (1998-00).....	.344
Jay Langston (1997-99).....	.344

HITS

Player (Years).....	Hits
1. Bradley Logan (2007-10).....	288
2. Brandon Williams (2009-12).....	271
3. J.M. Rochon-Salvas (2005-08).....	267
4. Charlie Pelt (2004-07).....	243
5. Josh Vandiver (1999-02).....	233
6. Eric Suttle (2004-07).....	218
7. Justin Newman (2003-06).....	211
8. Chase Childers (2006-09).....	209
9. Jay Langston (1997-99).....	208
10. Scott Youngbauer (1998-00).....	200



BRADLEY LOGAN is the most prolific offensive player in GSU history, with career records for hits, run batted in, and runs scored among his many accolades.

DOUBLES

Player (Years).....	Doubles
1. Bradley Logan (2007-10).....	63
2. Brandon Williams (2009-12).....	58
3. Mark Mortimer (1995-97).....	57
Charlie Pelt (2004-07).....	57
5. Josh Vandiver (1999-02).....	53
6. Jay Langston (1997-99).....	45
Justin Newman (2003-06).....	45
8. Rusty Bennett (2002-05).....	44
9. Bobby Kidd (1997-99).....	42
Kelly Eslinger (1979-82).....	42

TRIPLES

Player (Years).....	Triples
1. Justin Newman (2003-06).....	13
2. Scott Youngbauer (1998-00).....	11
J.M. Rochon-Salvas (2005-08).....	11
4. Baine Brooks (1984).....	9
Brent McGuire (1980-83).....	9
6. Herb Brooks (1981-84).....	8
7. 5 tied with.....	7

HOME RUNS

Player (Years).....	HR
1. Jason Glover (1993-96).....	45
2. Chad Smith (1997-00).....	42
3. Josh Vandiver (1999-02).....	41
4. Bradley Logan (2007-10).....	38
5. Charlie Pelt (2004-07).....	34
6. Rusty Bennett (2002-05).....	32
7. Willie Stroud (1992-95).....	31
8. Ryan Fleming (2010-11).....	26
Scott Youngbauer (1998-00).....	26
Jay Langston (1997-99).....	26

TOTAL BASES

Player (Years).....	Total Bases
1. Bradley Logan (2007-10).....	471
2. Josh Vandiver (1999-02).....	415
3. Charlie Pelt (2004-07).....	402
4. Brandon Williams (2009-12).....	400
5. Justin Newman (2003-06).....	357
6. J.M. Rochon-Salvas (2005-08).....	342
7. Jason Glover (1993-96).....	340
8. Jay Langston (1997-99).....	339
9. Scott Youngbauer (1998-00).....	336
10. Chad Smith (1997-00).....	332

SLUGGING PERCENTAGE

Player (Years)	Slug. %
1. Greg Giles (1981)	650
2. Luke Warren (1983-84)	632
3. Ryan Fleming (2010-11)	613
4. Jason Glover (1993-96)	604
5. Mark Mortimer (1995-97)	595
6. Paul Schlosser (2000-01)	583
7. Russell Eagle (1980)	581
8. Scott Youngbauer (1998-00)	577
9. Rob Lind (2010-11)	573
10. Joey Wood (2008-12)	514

RUNS BATTED IN

Player (Years)	RBI
1. Bradley Logan (2007-10)	208
2. Brandon Williams (2009-12)	175
3. Josh Vandiver (1999-02)	173
4. Charlie Pelt (2004-07)	171
5. Jay Langston (1997-99)	156
6. Chad Smith (1997-00)	153
7. Rusty Bennett (2002-05)	148
8. Mark Mortimer (1995-97)	133
Scott Youngbauer (1998-00)	133
10. Chase Childers (2006-09)	132



RUSTY BENNETT

RUSTY BENNETT belted 32 career homers from 2002-05.

STOLEN BASES

Player (Years)	SB
1. Jimmy Fowlkes (1979-81)	61
2. Herb Brooks (1981-84)	42
3. Bradley Logan (2007-10)	41
Rob Loeb (1993-95)	41
J.M. Rochon-Salvas (2005-08)	41
6. Henry Reese (1984-86)	39
7. Jonathan Paden (1997-00)	36
8. Dustin Phillips (2002-03)	35
9. Eric Suttle (2004-07)	34
10. Nick Hogan (2008-09)	33
Brandon Williams (2009-12)	33

SACRIFICE HITS

Player (Years)	SH
1. Ryan Sterling (2003-05)	33
2. Chase Childers (2006-)	28
3. Michael Nelson (1999-02)	20
4. Drew Shields (2011-13)	21
5. Shane Hammond (2010-11)	18
Matt Van Horn (2006-09)	18
Eric Suttle (2004-07)	18
8. Sean Fitzgerald (2002-03)	17
9. Mike Buchanan (2002-04)	16
J.M. Rochon-Salvas (2005-08)	15

SACRIFICE FLIES

Player (Years)	SF
1. Bradley Logan (2007-10)	18
2. Jonathan Kolowich (2008-12)	15
3. Brandon Williams (2009-12)	13
5. Mark Mortimer (1995-97)	12
Jay Langston (1997-99)	12
Josh Vandiver (1999-02)	12
7. Justin Newman (2003-06)	11
9. Ryan Fleming (2010-11)	10
Carl Moniz (2009-10)	9
Dustin Phillips (2002-03)	9
Rusty Bennett (2002-05)	9
Ryan Sterling (2003-06)	9

HIT BY PITCH


Player (Years)	HBP
1. Bradley Logan (2007-10)	35
2. Charlie Pelt (2004-07)	26
3. Nick Hogan (2008-09)	25
4. T.J. Brandenburg (2004-06)	24
5. Jonathan Kolowich (2008-12)	23
6. Joey Wood (2008-12)	22
7. J.M. Rochon-Salvas (2005-08)	21
8. Michael Brand (1993-96)	19
Paul Schlosser (2000-01)	19
10. Chad Bailey (1996-97)	18

RUNS SCORED

Player (Years)	Runs
1. Bradley Logan (2007-10)	221
2. J.M. Rochon-Salvas (2005-08)	165
3. Chase Childers (2006-09)	150
4. Jay Langston (1997-99)	137
Josh Vandiver (1999-02)	137
6. Brandon Williams (2009-12)	132
Charlie Pelt (2004-07)	132
8. Eric Suttle (2004-07)	130
9. Chad Smith (1997-00)	128
10. Mark Micowski (2010-11)	120
Herb Brooks (1981-84)	120

WALKS

Player (Years)	Walks
1. Chase Childers (2006-09)	120
2. Bradley Logan (2007-10)	101
3. Rusty Bennett (2003-05)	98
4. Charlie Pelt (2004-07)	91
5. Jimmy Fowlkes (1979-81)	89
6. J.M. Rochon-Salvas (2005-08)	88
Brandon Williams (2008-12)	88
7. Rob Lind (2020-11)	84
8. Rob Loeb (1993-95)	83
9. Kelly Eslinger (1979-82)	80
10. Ryan Sterling (2003-06)	79



CHASE CHILDERS

CHASE CHILDERS, the starting shortstop on GSU's 2009 NCAA team, is the Panthers' career leader in walks.

APPEARANCES

Player (Year)	App.
1. Bobby Bennett (2006)	28
2. Pat Euart (1997)	27
Kevin Hopper (2000)	27
Kevin Dooley (2007)	27
5. Justin Malone (2010)	26
Robbie Waits (1996)	26
Adam Bowling (2007)	26
Connor Stanley (2013)	26
9. Brett Strickland (2002)	25
10. Jake Dyer (2011)	24

GAMES STARTED

Player (Year)	GS
1. Robert Harrell (1993)	17
David Giancarlo (1995)	17
3. Steve Pfeffer (1981)	16
Will Palmer (2007)	16
5. Paul Orr (1980)	15
Brock Radaker (1993)	15
Rodney Dickinson (1996)	15
David Giancarlo (1996)	15
David Giancarlo (1997)	15
Josh Perry (1999)	15
Billy Boughey (2000)	15

INNINGS PITCHED

Player (Year)	IP
1. Billy Boughey (2000)	112.0
2. David Giancarlo (1996)	109.0
3. David Giancarlo (1995)	104.1
4. Rodney Dickinson (1996)	101.1
5. Paul Orr (1980)	100.2
6. Clayton Shunick (2006)	94.2
7. Will Campbell (2011)	94.1
David Hawkins (2001)	94.1
David Hawkins (2002)	94.1
10. Charley Olson (2010)	93.2

COMPLETE GAMES

Player (Year)	CG
1. Rodney Dickinson (1996)	8
Paul Orr (1980)	8
3. David Giancarlo (1996)	7
David Giancarlo (1995)	7
John Hollins (1986)	7
Mike Carroll (1980)	7

EARNED RUN AVERAGE

Minimum 50 innings pitched

Player (Year)	ERA
1. Billy Boughey (2000)	2.73
2. Will Campbell (2011)	2.86
3. Matt Handley (2005)	2.89
4. Adam Bowling (2007)	2.93



BOBBY BENNETT

BOBBY BENNETT set GSU marks for appearances in a season and career.

5. Andrew Fessler (2013)	3.04
6. Ronnie Robinson (2003)	3.18
7. Ronnie Robinson (2002)	3.26
8. Will Palmer (2008)	3.57
9. Kevin Dooley (2007)	3.60
10. David Giancarlo (1996)	3.63
11. Rodney Dickinson (1996)	3.64

WINS

Player (Year)	Wins
1. Will Campbell (2011)	9
Paul Orr (1980)	9
Rodney Dickinson (1998)	9
Ronnie Robinson (2002)	9
5. Robinson Polanco (2008)	8
David Hawkins (2002)	8
Billy Boughey (2000)	8
Ryan Patrylo (2000)	8
Josh Perry (1999)	8
Rodney Dickinson (1996)	8
Alan Traylor (1979)	8
Three others tied at	8

STRIKEOUTS

Player (Year)	Ks
1. David Giancarlo (1996)	115
2. Rodney Dickinson (1996)	105
3. Rodney Dickinson (1997)	99
4. David Giancarlo (1995)	90
5. Rodney Dickinson (1998)	88
6. Will Palmer (2009)	82
Billy Boughey (2000)	82
8. Romas Hicks (2005)	79
Ronnie Robinson (2002)	79
10. Ronnie Robinson (2003)	77


WINNING PERCENTAGE

Minimum 5 decisions

Player (Year)	Win %
1. Justin Malone (7-1, 2011)	.875
2. Aidan Francis (5-1, 2009)	.833
3. Justin Malone (4-1, 2010)	.800
Alan Traylor (8-2, 1979)	.800
5. Ryan Moore (7-2, 2009)	.777
6. Will Campbell (9-3, 2011)	.750
Adam Bowling (6-2, 2007)	.750
Andrew Fessler (6-2, 2013)	.750
9. Aidan Francis (5-2, 2011)	.714
10. Rodney Dickinson (9-4, 1998)	.692

SAVES

Player (Year)	Saves
1. Kevin Hopper (2000)	10
2. Jake Dyer (2011)	8
3. Pat Euart (1997)	8
4. Justin Malone (2009)	7
5. Robbie Waits (1981)	6
Brett Strickland (2002)	6
7. Justin Malone (2010)	5
Scott Boatman (2003)	5
Matt Rose (2013)	5
10. Rex Stephens (1998)	4
Romas Hicks (2005)	4
Kevin Dooley (2007)	4



ANDREW FESSLER

ANDREW FESSLER posted one of the top season earned run averages in 2013 at 3.04, along with a 6-2 record.

APPEARANCES

Player (Years)	App
1. Bobby Bennett (2005-08)	81
2. Steven Kidd (1997-00)	76
3. Justin Malone (2009-11)	73
4. Brock Radaker (1992-95)	68
5. Romas Hicks (2003-06)	67
6. Ryan Patrylo (1998-01)	64
Justin Singleton (1998-01)	64
8. Kevin Campbell (1992-95)	62
9. Brett Strickland (2002-05)	60
10. Aidan Francis (2009-11)	57

GAMES STARTED

Player (Years)	GS
1. Ryan Patrylo (1998-01)	50
2. David Giancarlo (1995-97)	47
3. John Hollins (1983-86)	43
4. Will Palmer (2007-09)	41
Rodney Dickinson (1996-98)	41
6. Brock Radaker (1992-94)	36
Pat Frawley (1994-97)	36
8. Romas Hicks (2003-06)	33
9. Ronnie Robinson (2001-03)	32
Brett Strickland (2002-05)	32

COMPLETE GAMES

Player (Years)	CG
1. Rodney Dickinson (1996-98)	16
2. David Giancarlo (1995-97)	15
John Hollins (1983-86)	15
4. Rick Lewis (1979-80)	11
Glenn Melson (1981-83)	11
6. Ryan Patrylo (1998-01)	10
7. David Hawkins (2001-02)	7
Billy Boughey (1999-00)	7
9. Ronnie Robinson (2001-02)	6
10. Two tied at	5

INNINGS PITCHED

Player (Years)	IP
1. Ryan Patrylo (1998-01)	308.1
2. David Giancarlo (1995-97)	301.0
3. John Hollins (1983-86)	300.2
4. Rodney Dickinson (1996-98)	266.0
5. Romas Hicks (2003-06)	263.1
Brock Radaker (1992-95)	263.1
7. Will Palmer (2007-09)	259.2
8. Ronnie Robinson (2001-03)	233.1
9. Brett Strickland (2002-05)	229.1

EARNED RUN AVERAGE

Minimum 95 innings pitched

Player (Years)	ERA
1. Ronnie Robinson (2001-03)	3.93
2. Adam Bowling (2005-07)	4.15



JUSTIN MALONE

One of the top pitchers in GSU annals, Justin Malone recorded a school-record 14 saves in his career, along with a 13-5 record.

3. Billy Boughey (1999-00)	4.17
4. Alan Traylor (1979)	4.30
5. Rodney Dickinson (1996-98)	4.33
6. Justin Malone (2009-12)	4.34
7. Will Campbell (2008-11)	4.40
8. Charley Olson (2010-11)	4.66
9. Robinson Polanco (2008-09)	4.74
10. Will Palmer (2007-09)	4.75

VICTORIES

Player (Years)	Wins
1. Rodney Dickinson (1996-98)	24
2. David Giancarlo (1995-97)	20
3. Ryan Patrylo (1998-01)	19
4. Aidan Francis (2009-11)	16
Will Palmer (2007-09)	16
Ronnie Robinson (2001-03)	16
7. John Hollins (1983-86)	15
Romas Hicks (2003-06)	15
Nick Squeglia (2009-13)	15
10. Justin Malone (2009-12)	13

WINNING PERCENTAGE

Minimum 10 decisions

Player (Years)	Pct
1. Alan Traylor (8-2, 1979)	.800
2. Adam Bowling (9-3, 2005-07)	.750
3. Will Campbell (11-4, 2008-11)	.733
4. Aidan Francis (16-6, 2009-11)	.727
5. Justin Malone (13-5, 2009-12)	.723

6. Ryan Moore (14-4, 2009-10)	.714
8. Mike Carroll (1979-80)	.692
Nick Squeglia (15-7, 2009-13)	.682
9. Robinson Polanco (12-6, 2008-09)	.667

SAVES

Player (Years)	Saves
1. Justin Malone (2009-12)	14
3. Jake Dyer (2011-12)	11
2. Kevin Hopper (1999-00)	10
3. Pat Euart (1997)	8
Robbie Waits (1980-81)	8
6. Brett Strickland (2002-05)	7
7. Scott Boatman (2002-03)	6
8. Matt Rose (2013-present)	5
9. Six tied at	4

STRIKEOUTS

Player (Years)	Ks
1. Rodney Dickinson (1996-98)	292
2. David Giancarlo (1995-97)	273
3. Romas Hicks (2003-05)	222
4. Ronnie Robinson (2001-03)	198
5. Ryan Patrylo (1998-01)	197
6. Brett Strickland (2002-05)	193
7. Will Palmer (2007-09)	183
8. Aidan Francis (2009-11)	178



ANNUAL TEAM STATISTICS

AT BATS

1979	929
1980	1,585
1981	1,497
1982	1,381
1983	1,354
1984	1,678
1985	1,294
1986	1,518
Program dormant	
1992	1,015
1993	1,507
1994	1,699
1995	1,648
1996	1,699
1997	1,744
1998	1,734
1999	1,854
2000	1,875
2001	1,735
2002	1,809
2003	1,699
2004	1,701
2005	1,938
2006	1,978
2007	2,063
2008	1,903
2009	2,129
2010	2,110
2011	1,968
2012	1,883
2013	2,022

RUNS

1979	157
1980	338
1981	265
1982	227
1983	238
1984	446
1985	220
1986	287
Program dormant	
1992	123
1993	195
1994	255
1995	291
1996	278
1997	334
1998	347
1999	362
2000	385
2001	288
2002	283
2003	307
2004	263
2005	321
2006	367
2007	390
2008	444
2009	485
2010	608
2011	394
2012	309
2013	432

DOUBLES

1979	53
1980	64
1981	61
1982	68
1983	67
1984	86
1985	56
1986	87
Program dormant	
1992	28
1993	63
1994	71
1995	90
1996	77
1997	91
1998	97
1999	110
2000	104
2001	95
2002	92
2003	97
2004	100
2005	107
2006	113
2007	103
2008	109
2009	111
2010	145
2011	122
2012	84
2013	134

HOME RUNS

1979	14
1980	14
1981	28
1982	23
1983	33
1984	56
1985	18
1986	23
Program dormant	
1992	20
1993	42
1994	33
1995	35
1996	52
1997	41
1998	37
1999	59
2000	77
2001	42
2002	40
2003	29
2004	38
2005	45
2006	40
2007	48
2008	45
2009	74
2010	82
2011	44
2012	29
2013	44

SLUGGING %

1979	.393
1980	.376
1981	.393
1982	.390
1983	.437
1984	.507
1985	.378
1986	.416
Program dormant	
1992	.299
1993	.372
1994	.372
1995	.400
1996	.427
1997	.419
1998	.436
1999	.462
2000	.488
2001	.421
2002	.420
2003	.403
2004	.419
2005	.413
2006	.429
2007	.437
2008	.474
2009	.473
2010	.558
2011	.441
2012	.382
2013	.468

HIT BY PITCH

1979	9
1980	19
1981	10
1982	13
1983	9
1984	12
1985	16
1986	21
Program dormant	
1992	10
1993	29
1994	29
1995	30
1996	37
1997	47
1998	37
1999	48
2000	31
2001	35
2002	32
2003	35
2004	42
2005	44
2006	52
2007	60
2008	70
2009	57
2010	63
2011	54
2012	47
2013	77

BATTING AVG.

1979	.280
1980	.286
1981	.293
1982	.267
1983	.284
1984	.337
1985	.282
1986	.293
Program dormant	
1992	.206
1993	.239
1994	.266
1995	.270
1996	.284
1997	.288
1998	.303
1999	.300
2000	.293
2001	.280
2002	.283
2003	.287
2004	.280
2005	.279
2006	.290
2007	.301
2008	.329
2009	.310
2010	.356
2011	.301
2012	.279
2013	.321

HITS

1979	260
1980	454
1981	439
1982	369
1983	385
1984	565
1985	365
1986	444
Program dormant	
1992	209
1993	360
1994	452
1995	445
1996	483
1997	502
1998	526
1999	557
2000	550
2001	486
2002	512
2003	487
2004	476
2005	540
2006	573
2007	620
2008	626
2009	659
2010	751
2011	592
2012	526
2013	650

TRIPLES

1979	5
1980	18
1981	21
1982	11
1983	20
1984	32
1985	7
1986	15
Program dormant	
1992	3
1993	6
1994	5
1995	10
1996	5
1997	7
1998	11
1999	6
2000	16
2001	12
2002	18
2003	7
2004	11
2005	9
2006	21
2007	17
2008	16
2009	7
2010	18
2011	11
2012	11
2013	15

RBI

1979	138
1980	274
1981	215
1982	178
1983	198
1984	381
1985	188
1986	263
Program dormant	
1992	101
1993	182
1994	222
1995	245
1996	252
1997	291
1998	312
1999	322
2000	359
2001	260
2002	254
2003	269
2004	245
2005	294
2006	324
2007	343
2008	390
2009	430
2010	549
2011	342
2012	284
2013	381

STOLEN BASES

1979	27
1980	123
1981	62
1982	47
1983	85
1984	77
1985	62
1986	45
Program dormant	
1992	18
1993	37
1994	60
1995	68
1996	46
1997	60
1998	60
1999	44
2000	42
2001	55
2002	53
2003	57
2004	34
2005	67
2006	42
2007	54
2008	90
2009	89
2010	93
2011	93
2012	45
2013	60

SACRIFICE HITS

1979	n/a
1980	19
1981	17
1982	n/a
1983	17
1984	n/a
1985	16
1986	n/a
Program dormant	
1992	3
1993	5
1994	29
1995	22
1996	13
1997	13
1998	21
1999	23
2000	24
2001	43
2002	21
2003	33
2004	39
2005	37
2006	50
2007	38
2008	48
2009	43
2010	42
2011	52
2012	42
2013	38

Bold denotes school record

ANNUAL TEAM STATISTICS



INNINGS	SAVES	STRIKEOUTS	COMPLETE GAMES	PUTOUTS	ERRORS
1979..... 231.2	1979..... n/a	1979..... 97	1979..... 17	1979..... 695	1979..... 73
1980..... 420.1	1980..... 3	1980..... 182	1980..... 29	1980..... n/a	1980..... n/a
1981..... 369.1	1981..... 8	1981..... 180	1981..... 15	1981..... 1,108	1981..... 141
1982..... 366.0	1982..... 1	1982..... 167	1982..... 16	1982..... 1,082	1982..... 81
1983..... 340.2	1983..... 3	1983..... 138	1983..... 12	1983..... 1,025	1983..... 85
1984..... 400.2	1984..... 1	1984..... 169	1984..... 12	1984..... 1,175	1984..... 124
1985..... 334.2	1985..... 4	1985..... 151	1985..... 11	1985..... 965	1985..... 97
1986..... 398.0	1986..... 4	1986..... 230	1986..... 33	1986..... 1,194	1986..... 99
Program dormant	Program dormant	Program dormant	Program dormant	Program dormant	Program dormant
1992..... 267.0	1992..... 0	1992..... 106	1992..... 2	1992..... 798	1992..... 70
1993..... 355.0	1993..... 2	1993..... 193	1993..... 2	1993..... 1,134	1993..... 96
1994..... 419.0	1994..... 4	1994..... 215	1994..... 15	1994..... 1,258	1994..... 107
1995..... 413.1	1995..... 5	1995..... 278	1995..... 12	1995..... 1,240	1995..... 112
1996..... 419.2	1996..... 2	1996..... 360	1996..... 15	1996..... 1,256	1996..... 119
1997..... 426.2	1997..... 10	1997..... 351	1997..... 4	1997..... 1,280	1997..... 111
1998..... 427.1	1998..... 6	1998..... 354	1998..... 8	1998..... 1,282	1998..... 135
1999..... 456.2	1999..... 4	1999..... 345	1999..... 4	1999..... 1,370	1999..... 121
2000..... 469.0	2000..... 10	2000..... 368	2000..... 13	2000..... 1,407	2000..... 105
2001..... 446.0	2001..... 4	2001..... 292	2001..... 11	2001..... 1,338	2001..... 89
2002..... 453.0	2002..... 10	2002..... 277	2002..... 11	2002..... 1,359	2002..... 77
2003..... 427.1	2003..... 9	2003..... 291	2003..... 5	2003..... 1,282	2003..... 84
2004..... 434.1	2004..... 3	2004..... 326	2004..... 6	2004..... 1,303	2004..... 106
2005..... 497.0	2005..... 12	2005..... 350	2005..... 5	2005..... 1,491	2005..... 98
2006..... 495.2	2006..... 5	2006..... 350	2006..... 11	2006..... 1,487	2006..... 83
2007..... 510.0	2007..... 6	2007..... 361	2007..... 2	2007..... 1,530	2007..... 94
2008..... 478.2	2008..... 7	2008..... 346	2008..... 6	2008..... 1,436	2008..... 77
2009..... 536.0	2009..... 19	2009..... 474	2009..... 3	2009..... 1,608	2009..... 88
2010..... 501.2	2010..... 8	2010..... 354	2010..... 3	2010..... 1,505	2010..... 82
2011..... 514.1	2011..... 10	2011..... 390	2011..... 4	2011..... 1,543	2011..... 71
2012..... 484.2	2012..... 12	2012..... 329	2012..... 4	2012..... 1,454	2012..... 93
2013..... 504.0	2013..... 13	2013..... 333	2013..... 2	2013..... 1,512	2013..... 90

WINS	ERA	WALKS	SHUTOUTS	ASSISTS	FIELDING %
1979..... 16	1979..... 5.24	1979..... 136	1979..... 1	1979..... 328	1979..... 933
1980..... 30	1980..... 5.18	1980..... 254	1980..... 6	1980..... n/a	1980..... n/a
1981..... 17	1981..... 8.80	1981..... 308	1981..... 1	1981..... 488	1981..... 919
1982..... 14	1982..... 9.24	1982..... 303	1982..... 4	1982..... 388	1982..... 948
1983..... 12	1983..... 8.74	1983..... 283	1983..... 1	1983..... 406	1983..... 944
1984..... 19	1984..... 8.27	1984..... 300	1984..... 0	1984..... 544	1984..... 933
1985..... 17	1985..... 7.64	1985..... 226	1985..... 1	1985..... 400	1985..... 934
1986..... 23	1986..... 5.25	1986..... 201	1986..... 2	1986..... 485	1986..... 944
Program dormant	Program dormant	Program dormant	Program dormant	Program dormant	Program dormant
1992..... 2	1992..... 10.55	1992..... 191	1992..... 0	1992..... 278	1992..... 939
1993..... 12	1993..... 7.81	1993..... 309	1993..... 0	1993..... 395	1993..... 941
1994..... 12	1994..... 7.32	1994..... 297	1994..... 1	1994..... 537	1994..... 944
1995..... 20	1995..... 6.58	1995..... 247	1995..... 1	1995..... 557	1995..... 941
1996..... 21	1996..... 6.48	1996..... 187	1996..... 2	1996..... 513	1996..... 937
1997..... 23	1997..... 5.91	1997..... 196	1997..... 2	1997..... 521	1997..... 942
1998..... 23	1998..... 7.54	1998..... 283	1998..... 3	1998..... 501	1998..... 930
1999..... 23	1999..... 7.69	1999..... 239	1999..... 0	1999..... 583	1999..... 942
2000..... 31	2000..... 4.89	2000..... 183	2000..... 2	2000..... 594	2000..... 950
2001..... 20	2001..... 6.68	2001..... 206	2001..... 3	2001..... 559	2001..... 955
2002..... 24	2002..... 5.17	2002..... 183	2002..... 2	2002..... 565	2002..... 962
2003..... 25	2003..... 5.64	2003..... 214	2003..... 2	2003..... 502	2003..... 955
2004..... 18	2004..... 6.47	2004..... 227	2004..... 0	2004..... 531	2004..... 945
2005..... 25	2005..... 5.22	2005..... 190	2005..... 1	2005..... 630	2005..... 956
2006..... 26	2006..... 5.85	2006..... 243	2006..... 1	2006..... 592	2006..... 962
2007..... 26	2007..... 5.82	2007..... 248	2007..... 0	2007..... 633	2007..... 958
2008..... 33	2008..... 5.17	2008..... 254	2008..... 2	2008..... 597	2008..... 964
2009..... 39	2009..... 5.44	2009..... 261	2009..... 2	2009..... 583	2009..... 961
2010..... 34	2010..... 6.35	2010..... 232	2010..... 2	2010..... 580	2010..... 962
2011..... 37	2011..... 4.29	2011..... 194	2011..... 7	2011..... 655	2011..... 969
2012..... 24	2012..... 5.61	2012..... 263	2012..... 2	2012..... 578	2012..... 956
2013..... 35	2013..... 5.55	2013..... 237	2013..... 1	2013..... 661	2013..... 960

Bold denotes school record

A

Chaz Abeln, 2010
 Kody Adams, 2012
 Sam Agnew-Wieland, 2011
 Jason Alford, 1996-97
 Bill Allen, 1992-93
 Tyler Allen, 2006-07
 Landon Anderson, 2012-13
 Ryan Apple, 2001
 Jerry Arienzo, 1992-94
 James Ashcroft, 1982
 Theo Asher, 2008-11
 Willie Azbell, 1999-01

B

Caden Bailey, 2012-present
 Chad Bailey, 1996-97
 Larry Baines, 1957
 David Bales, 1993
 Scott Bannon, 1993
 Tommy Barber, 1970-71
 Larry Barnes, 1957
 Bill Barr, 1957-60
 Brandon Bast, 2011
 Ronnie Batchelor, 1971
 Nathan Bates, 2013-present
 Bobby Bennett, 2005-08
 Dusty Bennett, 2006-08
 Landon Bennett, 2012
 Rusty Bennett, 2002-05
 Jerry Birdsong, 1957-58
 Daniel Blaustein, 2009-12
 Scott Boatman, 2002-03
 Bill Boland, 1957-59
 Britt Borders, 1985-86
 Billy Boughey, 1999-00
 Jason Boulais, 2012
 Greg Bowder, 2012-present
 Jeff Bowers, 1982
 Derek Bowles, 1980
 Adam Bowling, 2005-07
 Michael Brand, 1993-96
 T.J. Brandenburg, 2003-06
 Kyle Breitbach, 2000-03
 Kenny Brewer, 1971
 Paige Bridgman, 1984
 Chris Britt, 1982
 Ben Brogan, 1959
 Jason Brolhorst, 1997-98
 Baine Brooks, 1984
 Herb Brooks, 1981-84
 Chan Brown, 1994-95
 Greg Brown, 1992-93
 James Bucci, 1992
 Carl Buchanan, 1979-80
 David Buchanan, 2010
 Mike Buchanan, 2002-04
 Clay Burell, 1985
 Tim Burgess, 2003-04
 Tony Burger, 1967
 Ben Burns, 2013-present
 Brantley Burton, 2013
 Stephen Burroughs, 2002-03

C

Greg Cagle, 1979-81
 Adam Caldwell, 2004-06
 David Camp, 1985

Kenny Camp, 2004-08
 Jamie Campbell, 1996
 Kevin Campbell, 1992-95
 Will Campbell, 2008-11
 Dustin Carder, 2006-07
 Carlos Cardoza, 2006-07
 Tom Carnes, 1972
 Joe Carroll, 1982-83
 Mike Carroll, 1979-80
 Michael Carson, 1992
 Hunter Cash, 2012-
 Steve Cash, 1971-72
 George Castner, 1960
 Jeff Cavender, 1982
 Tim Chastain, 1979-80
 Zach Chastain, 2008-11
 Corey Chatman, 2001
 Josh Chesler, 2011
 Carlos Chiesa, 1999
 Chase Childers, 2006-09
 Gordon Chisholm, 1957-59
 Tony Christou, 1971-72
 Chuck Cianciolo, 1986
 Tyler Claburn, 2011-12
 Mark Clark, 1984-85
 Ryan Clark, 2004
 John Clement, 1980
 James Clements, 2013-present
 Mark Cobb, 1984-86
 Jon Coggins, 1985
 Jim Cole, 1959
 Joe Cole, 1971-72
 Bob Coleman, 1957-59
 Matt Colwell, 1994
 Jeramy Compton, 2006-07
 Bryan Condotta, 2010-11
 Kevin Conn, 1993
 Barry Cooper, 1970-71
 Jeff Cooper, 1986
 Pip Cornish, 1993
 Dan Corsi, 1994-95, 1997
 George Costner, 1960
 Gabe Council, 2000-01
 Rick Coursey, 1984
 Mark Cowart, 1982
 Jonathan Craig, 2002-03
 Bobby Craven, 1957
 Luis Cribeiro, 2004
 Andrew Crider, 2005
 Dow Culberson, 1995-98

D

Cadet Davis, 1985
 John Davis, 1972
 Clarence Daws, 1971
 Tracy Dean, 1982
 Roy Defore, 1966
 Chris Dentler, 2005
 Rodney Dickinson, 1996-98
 Pete Diffin, 1981-84
 Charley Dobbs, 1957
 Joel Dobbs, 1999-00
 David Donaldson, 1994-96
 Kevin Dooley, 2007
 Jeff Dover, 1984
 Chuck Dowdle, 1970-71
 Mike Drexler, 1982
 Brian Duncan, 1981
 Jake Dyer, 2011-12

E


Russell Eagle, 1980
 Jody Edmondson, 1998-99
 Jerry Eickhoff, 1965-67
 Jason Eller, 1992-95
 Richard Epps, 1957-58, 1960
 Jake Erwin, 2000-01
 Kyle Erwin, 2001
 Kelly Eslinger, 1979-82
 Pat Euart, 1997
 Brent Everett, 2004-05

F

Steve Fanning, 1986
 Milton Feliciano, 2004
 David Ferrer, 2006-09
 Andrew Fessler, 2013-present
 Jackie Ficken, 1960
 Jay Fields, 2000-01
 Sean Fitzgerald, 2002-03
 Cliff Flagello, 2004
 Ryan Fleming, 2010-11
 Jason Flurry, 1993-94
 Garrett Ford, 2013-present
 Craig Foskey, 1984-85
 Jimmy Fowlkes, 1979-81
 Aidan Francis, 2009-11
 Jesse Francis, 1981
 Pat Frawley, 1994-97
 Lynn Friedman, 1970
 Dexter Fulton, 1994

G

Sonny Gallman, 1993
 Blake Gammill, 1993
 Brad Gardner, 1993-94
 Ryan Garmon, 2001
 Jimmy Garner, 1960
 Don Gaskill, 1992-93
 Brock Gaston, 1986
 Dexter Gatehouse, 1957
 Jeremy Gazerro, 2010-11
 David Giancarlo, 1995-97
 Greg Giles, 1981
 Don Gill, 1957-58, 1960
 Earl Gilliam, 1960
 Jamie Glore, 1994
 Jason Glover, 1993-96



Bobby Gonzalez, 1984
 Luke Gordon, 2007
 Shane Gordon, 2013
 Caleb Gore, 2012
 Drew Grant, 2007-08
 Wes Grant, 2010-11
 Garrett Greer, 2001-02
 Bobby Gresham, 2001
 Matt Griffin, 1995
 Bob Grimes, 1957
 Rex Gugh, 1981

H

Jay Hackett, 1994
 John Haldeman, 1965
 Gene Hall, 1979
 Steve Hamlin, 1972
 Tony Hammer, 1965
 Roy Hammond, 1957
 Shane Hammond, 2010-11
 Dwight Hamner, 1971-72
 Lamar Hamric, 1957-58, 60
 Matt Handley, 2004-06
 Homer Hannah, 1957-58, 60
 Brian Hannon, 1979-80
 Richard Harper, 1984
 Robert Harrell, 1992-93
 Krestin Harrington, 1998-99
 Robert Hasenfelt, 2004-08
 David Hawkins, 2001-02
 Isaac Haynes, 2001-03
 Bill Hearn, 1966-67
 Russ Hendricks, 1985-86
 Bill Herren, 1967
 Romas Hicks, 2003-06
 Jeremy Higgins, 1996-97
 Jerry Hill, 1965-67
 Jed Hixson, 1995-98
 Alex Hoffman, 1957-58, 60
 Mark Hogan, 2012-13
 Nick Hogan, 2008-09
 Tim Holladay, 1971
 John Hollins, 1983-86
 Danny Hope, 1967
 Lawson Hope, 1957, 59-60
 Kevin Hopper, 1999-00
 D.J. Howard, 1994-96
 B.J. Hubbert, 2004-05
 Jack Hudson, 1979
 Ray Hughes, 1996-98
 Billy Hulsey, 1983
 Marc Hunt, 1983
 Jim Hutcheson, 1980-81

I

Derek Ibele, 1979
 Keith Ingram, 1994-95
 Mark Ingram, 1980-82
 Brin Inman, 1996
 Bill Ivey, 1957-60

J

Frank Jackson, 1985
 Jim Jacobs, 1966
 Lynwood James, 1966
 Gary Jenkins, 1982
 "Chicken" Jennings, 1960
 Bill Johnson, 1959-60

John Johnson, 1966-67
Micah Johnson, 2005
Tim Johnson, 2004-05
Clayton Joiner, 1994-97
Brian Jones, 1999-00
Sam Jones, 2002-2003
Scott Jones, 1984-86
Tom Jones, 1979-81

K

Kevin Kawasaki, 2002-03
Brandon Kersey, 2006
Bobby Kidd, 1997-99
Steven Kidd, 1997-00
A.P. King, 1959-60
Adam Knight, 2008-09
Nathan Knight, 1996-97
Vann Knight, 2001
Mic Knox, 2000-01
Tony Kolgaklis, 1986
Jonathan Kolowich, 2008-12

L

Jay Langston, 1997-99
Wesley LeCroy, 1982-83
George Ledon, 1971
Travis Lee, 2012
Michael Lelko, 2013
Rick Lewis, 1979-80
John Locklear, 2008-09
Rob Loeb, 1993-95
Preston Loftin, 1966-67
Bradley Logan, 2007-2010
Tim Lorek, 2007
Scot Lougher, 1992

M

Floyd Mack, 1998-99
Larry Majors, 1981-84
Justin Malone, 2009-12
Ron Mangrum, 1971-72
Thad Marchman, 1995-97
Luis Marquez, 2001
Ben Marshall, 2009-12
Greg Marshall, 1971
Bob Martin, 1970-71
Chuck Matthews, 1980
Butch Maxey, 1994-96
Brett Maxwell, 2009-11
Brad Mayo, 2003
Brian McCartney, 1999-00
Trent McClain, 1986
Bob McCoy, 1957-58, 1960
Mike McCree, 2006-09
Brandon McCreery, 2007
Lloyd McElroy, 1966
Nick McEntyre, 2005-06
Frank McGarvey, 1993-95
Pat McGlon, 1957-58, 60
Brent McGuire, 1980-83
Aidan McLaughlin, 2011-present
Jim McMichael, 1965
Aeden McQueary-Ennis, 2006-07
Glen Melson, 1981-83
Brian Meredith, 1993
Tom Meriam, 1984-85
Josh Merrigan, 2013

Neil Merson, 1982, 1984-86
Chris Metcalf, 2009-10
Justin Meyer, 2003-05
Mark Micowski 2010-11
Marc Mimeault, 2008-09
Kenny Mitchell, 1996-97
Dan Mitchum, 1957
Scott Mixon, 1984
Clint Mize, 1999-02
Michael Moch, 2010
Carl Moniz, 2009-2010
Rob Moore, 1996
Ryan Moore, 2009-2010
Stovie Moore, 2004
Greg Morgan, 1996
Butch Morris, 2005
Mark Mortimer, 1995-97
Lance Mosley, 1993
Jim Murray, 1966-67
Pat Murray, 1979-82

N

David Nelms, 1986
Michael Nelson, 1999-02
Justin Newman, 2003-06
Paul Newmark, 1957-58, 1960
Rick Niesyto, 1982
Steve Noles, 1984

O

Keith O'Brien, 1985
Jason Odom, 1994
Charley Olson 2010-11
Jim O'Neil, 1983
Paul Orr, 1980
Tim Osborne, 1983-84
Cole Outz, 2011-12
Phil Owens, 1965, 1967

P

Jonathan Paden, 1997-00
John Palmer, 2005
Will Palmer, 2007-09
Anthony Patience, 1999
Ryan Patrylo, 1998-01
Drew Parker, 2009
Jason Payne, 2000-02
Robert Pearson, 1993-94
Charlie Pelt, 2004-07
Todd Pepper, 1992
Jason Perry, 1995-97
Josh Perry, 1998-99
Kevin Peterson, 1981
Steve Pfeffer, 1981-82
Dustin Phillips, 2002-03
Marcus Phillips, 1996-97
Robinson Polanco, 2008-09
Brian Potter, 1992
Powell, 1967
Chad Prain, 2013-present
Alex Prescott, 2012-present
Nick Pyron, 2007

R

Brock Radaker, 1992-95
Chase Raffield, 2013-present
Henry Reese, 1984-86

Joel Reeves, 2007-09
Skip Reeves, 1996-97
Bob Regus, 1970-72
Andy Reid, 2007
Cole Reissig, 2003-05
Jim Reynolds, 1979
Marty Rhodes, 1972
Brooke Richards, 2001
Tom Rispoli, 2001
Jim Ripley, 1971
Rivers, 1967
Joey Roach, 2013-present
Shane Robbins, 2000-01
Bart Roberts, 1983
Bret Roberts, 1983
Ronnie Robinson, 2001-03
Jean-Michel Rochon-Salvas, 2005-08
Fred Rohrbach, 1985
Rodney Roper, 1986
Matt Rose, 2013-present
Ben Rulon, 2004-05
Andrew Rush, 2000-03
David Rutledge, 1966-67

S

Carter Sackett, 2010-11
Scott Sarratt, 2012-13
Jason Sattler, 1999-00
Jeremy Saunders, 2001-02
Paul Schlosser, 2000-01
Aaron Schmitz, 2008-11
Max Schmitz, 2012
Clayton Shunick, 2006
Lamar Seal, 1957
Roy Seltenrijch, 2012
Larry Sertich, 1971-72
Jim Shands, 1971-72
John Sharpe, 1992-93
Logan Sharrett, 2007
Chris Shealy, 1984
Gary Sheppard, 1992
Drew Shields, 2011-13
Matt Shiner, 1993
Gabe Shivers, 2012
Doug Shuler, 1984-85
Derek Simmons, 2007-09
Larry Simpson, 1959
Justin Singleton, 1998-01
Bill Smith, 1958
Bruce Smith, 1981-83
Cerone Smith, 1998
Chad Smith, 1997-00
Jacob Smith, 2000
Jay Smith, 1984
Tony Smith, 1985-86
Bill Sommers, 1958
Jack Sommers, 1958
Todd Souders, 1997
Steve Sparks, 1982-83
Jon Spradlin, 1993-94
Nick Squeglia, 2009-11, 13
Don Stanford, 1979-80
Connor Stanley, 2012-present
Braden Staranchuk, 2002-04
Tim Starling, 1992-94
Rex Stephens, 1997-98
Ryan Sterling, 2003-06
Courtney Stewart, 1995

Jack Stewart, 1996-99
Jimmy Stone, 1957-58, 1960
John Storey, 1972
Brett Strickland, 2002-05
Willie Stroud, 1992-95
Jerry Stuckey 2012-present
Louis Sulcer, 1959
T.J. Sullivan, 2012
Eric Suttle, 2004-07
Ken Swygert, 1984-85

T

Keith Taylor, 1993-94
Wayne Thomas, 1965
Ken Thomasson, 1985-86
Brandon Thompson, 2001-03
Cole Thornton, 2006
Jack Thornton, 1960
Alan Traylor, 1979
Chris Triplett, 2013-present

V

Joel Van Asch, 2012
Matt Van Horn, 2006-09
Josh Vandiver, 1999-02
Ken Vaughan, 1970-72
Nelson Velasquez, 1982
Gabe Vossen, 2005

W

Robbie Waits, 1980-81
Manse Waldrop, 1996-97
Vance Walker, 1985-86
Joe Walter, 1997
Louis Ward, 1999
Alan Warnock, 1980-83
Luke Warren, 1983-84
Cam Waters, 1998
Cody Webb, 2003-04
Tommy Wells, 1970
Brian West, 1999
Charles "Pick" Whaley, 1957
Bill Wheeler, 1957-58, 60
Mike Whitney, 1995
Brandon Williams, 2009-12
Brian Williams, 2003-04
Rich Wiley, 1998-99
Buddy Wilkes, 1971
Bartley Wilson, 1984-86
Nic Wilson, 2013-present
Wesley Wilson, 2003-06
Mark Winkley, 1986
Stanley Wise, 2002-03
Jeff Wolfe, 1985-86
Joey Wood, 2008-12
Jim Woodall, 1971
Ron Woodruff, 1970-71
Rich Woyce, 1985-86
Tony Wright, 2002-03
Zac Wright, 2005-07

Y

Scott Youngbauer, 1998-00

GSU became a part of the NCAA in 1963-64.

Head Coach: Archie Crenshaw, 1965-1967
6-27 (.182)

1965

1-6 Overall

Coach: Archie Crenshaw

Results unavailable

1966

1-8 Overall

Coach: Archie Crenshaw

Florida Southern.....	L	1-12
Rollins.....	L	0-14
West Georgia.....	L	3-14
West Georgia.....	L	1-3
Erskine.....	L	0-12
Berry.....	L	2-12
Erskine.....	L	2-4
Oglethorpe.....	W	8-7
Oglethorpe.....	L	2-14

1967

4-13 Overall

Coach: Archie Crenshaw

Erskine.....	L	0-7
Mercer.....	W	5-2
Mercer.....	L	1-8
Vanderbilt.....	L	1-2
Vanderbilt.....	W	8-5
William & Mary.....	L	2-11
West Georgia.....	L	0-9
West Georgia.....	W	6-4
Berry.....	L	4-5
Berry.....	W	5-4
Mercer.....	L	1-3
Mercer.....	L	2-9
Oglethorpe.....	L	2-4
Berry.....	L	3-6
Berry.....	L	0-4
Oglethorpe.....	L	5-6
Erskine.....	L	7-9

1968-1969, Program Dormant

Head Coach Ron Kennett, 1970-1972
16-74 (.178)

1970

6-17 Overall

Coach: Ron Kennett

Oglethorpe.....	L	3-6
Oglethorpe.....	L	1-4
Georgia College.....	W	12-0
Lake Forest.....	L	5-8
Elmhurst.....	L	4-6
Grinnell.....	W	6-0
Columbus.....	L	3-9
Mercer.....	L	1-12
Chattanooga.....	L	1-4
Chattanooga.....	W	5-4

Georgia College.....	W	5-3
Jacksonville.....	W	11-10
Chattanooga.....	L	0-9
Chattanooga.....	L	1-6
Oglethorpe.....	L	2-3
Oglethorpe.....	L	0-1
Columbus.....	L	1-13
Oglethorpe.....	L	4-8
Oglethorpe.....	L	3-7
Mercer.....	L	4-8
Oglethorpe.....	L	2-5
Oglethorpe.....	L	6-9
Georgia College.....	W	6-0

1971

6-26 Overall

Coach: Ron Kennett

Complete results unavailable

at Furman.....	L	2-13
at Furman.....	L	6-7
3/12 Louisville.....	W	3-2
3/12 Jacksonville.....	L	2-4
3/16 Kentucky.....	L	1-3
3/16 Kentucky.....	L	2-22
3/27 DeKalb.....	L	1-3
3/27 DeKalb.....	L	7-8
3/30 Mercer.....	L	3-7
3/30 Mercer.....	L	4-5
4/1 Oglethorpe.....	L	3-12
4/3 Oglethorpe.....	W	4-2
4/3 Oglethorpe.....	W	2-0
4/7 Mercer-Atlanta.....	L	5-13
4/9 Elmhurst.....	L	5-7
4/14 Mercer-Atlanta.....	W	20-7
4/17 Chattanooga.....	L	1-3
4/17 Chattanooga.....	L	3-7
4/19 Jacksonville.....	L	3-8
4/22 Southern Tech.....	L	3-8
5/4 Mercer-Atlanta.....	L	5-11
5/6 Oglethorpe.....	L	5-6
5/7 at Georgia Tech.....	L	1-6
5/7 at Georgia Tech.....	L	1-6
5/10 Southern Tech.....	L	8-15
5/11 Georgia Tech.....	L	2-8
5/12 Oglethorpe.....	W	13-7
Mercer.....	L	3-5
Mercer.....	L	4-10
5/19 Georgia.....	L	1-12
5/22 Georgia College.....	L	3-7

1972

4-31 Overall

Coach: Ron Kennett

Complete results unavailable

3/11 at Mississippi State.....	L	1-9
3/11 at Mississippi State.....	L	0-11
3/20 Kentucky.....	L	0-4
3/21 Kentucky.....	L	8-19
3/22 Kentucky.....	L	0-3
3/27 at West Georgia.....		
3/31 at Valdosta State.....		
4/1 at Valdosta State.....		
4/3 Stetson.....	L	6-18
4/4 Stetson.....	L	2-4

4/6 at Oglethorpe.....		
4/8 at Mercer.....		
4/10 at Birmingham-Southern.....		
4/12 at Columbus College.....		
4/12 at Columbus College.....		
4/13 at Atlanta Baptist.....		
4/14 at Tennessee Chattanooga.....		
4/15 Mercer.....		
4/17 at Oglethorpe.....		
4/19 at South Carolina.....	L	0-9
4/20 at South Carolina.....	L	0-12
4/22 Jacksonville.....		
4/15 at Atlanta Baptist.....		
4/27 at Georgia Tech.....	L	2-9
4/28 Wofford.....	W	10-5
4/29 Wofford.....	L	0-3
4/29 Wofford.....	L	4-5
5/4 at West Georgia.....		
5/6 Furman.....	L	4-11
5/6 Furman.....	L	3-8
at Oglethorpe.....	W	
at Oglethorpe.....	W	
5/8 Georgia Tech.....	L	0-13
5/9 at Atlanta Baptist.....	L	6-12
5/11 at West Georgia.....	L	3-6
5/20 at Georgia.....	L	0-11
5/20 at Georgia.....	W	8-4

1973-1978, Program Dormant

Head Coach Jack Humphrey, 1979-1980
46-37 (.554)

1979

16-12 Overall

Coach: Jack Humphrey

2/24 at Auburn.....	L	5-7
3/3 at Southern Tech.....	L	0-3
3/5 at Georgia.....	L	1-12
3/18 Appalachian State.....	W	10-1
3/18 Appalachian State.....	W	5-4
3/21 at Georgia College.....	L	3-12
3/21 at Georgia College.....	W	2-1
3/23 at Jacksonville.....	L	6-7
3/24 at Jacksonville.....	W	16-14
3/26 Charlotte.....	L	5-10
3/26 Charlotte.....	L	6-11
3/29 South Carolina.....	W	2-1
4/7 at Charlotte.....	W	4-3
4/7 at Charlotte.....	W	12-2
4/11 Mercer.....	W	3-2
4/11 Mercer.....	L	2-10
4/19 Mercer-Atlanta.....	W	7-3
4/20 at Georgia Tech.....	W	10-9
4/26 Georgia College.....	L	9-10
4/26 Georgia College.....	W	15-9
4/30 at Mercer.....	W	5-4
4/30 at Mercer.....	W	1-0
5/1 West Georgia.....	L	5-13
5/4 Jacksonville ¹	W	8-6
5/5 South Alabama ¹	L	0-7
5/6 Charlotte ¹	W	4-3
5/7 South Florida ¹	L	7-8
5/12 Georgia Tech.....	W	3-2

1-Sun Belt Tournament, Tampa, Fla. (5th place)

1980

30-25 Overall

Coach: Jack Humphrey

2/25	at Georgia.....	L	6-14
2/29	Auburn.....	W	5-4
3/6	James Madison.....	W	12-8
3/6	James Madison.....	L	0-1
3/7	James Madison.....	L	3-7
3/10	VCU.....	W	7-5
3/10	VCU.....	W	10-6
3/18	Tennessee.....	L	10-17
3/19	William Jewel.....	W	4-2
3/19	William Jewel.....	W	6-5
3/22	Virginia Tech.....	W	12-6
3/22	Virginia Tech.....	W	1-0
3/25	Georgia Tech.....	W	16-12
3/26	Shorter.....	L	2-3
3/26	Shorter.....	W	5-4
3/27	Western Carolina.....	W	7-3
4/2	UAB.....	W	3-0
4/2	UAB.....	L	3-5
4/3	Howard.....	L	1-3
4/3	Howard.....	L	1-7
4/4	Howard.....	W	21-20
4/5	at Charlotte.....	W	5-0
4/5	at Charlotte.....	L	4-5
4/7	at Georgia Southern.....	W	14-2
4/7	at Georgia Southern.....	L	0-7
4/9	at Mercer.....	L	2-3
4/9	at Mercer.....	L	2-3
4/11	at Jacksonville.....	W	5-3
4/11	at Jacksonville.....	W	7-2
4/12	at Stetson.....	L	5-6
4/12	at Stetson.....	W	9-5
4/16	Mercer.....	W	6-2
4/16	Mercer.....	W	9-0
4/18	Charlotte.....	W	9-0
4/18	Charlotte.....	L	2-5
4/19	Mercer-Atlanta.....	W	3-1
4/19	Mercer-Atlanta.....	W	3-2
4/21	at Auburn.....	L	3-4
4/23	Jacksonville.....	L	13-18
4/24	Jacksonville.....	L	7-19
4/25	Southern.....	L	1-3
4/25	Southern.....	L	5-6
4/26	Southern.....	W	4-2
4/26	Southern.....	W	3-0
4/28	Georgia.....	L	12-17
4/30	at UAB.....	L	1-5
4/30	at UAB.....	L	1-7
5/3	at Western Carolina.....	W	3-2
5/6	Virginia Tech.....	W	22-16
5/9	Charlotte ¹	W	17-5
5/9	South Florida ¹	W	6-3
5/10	South Alabama ¹	L	6-7
5/10	VCU ¹	W	6-3
5/11	South Florida ¹	L	2-8
5/15	at Georgia Tech.....	L	6-7

1-Sun Belt Tournament, Mobile, Ala. (3rd place)

Head Coach Jim Dorsey, 1981-1982
34-71 (.324)

1981

17-33 Overall • 5-7 Sun Belt (3rd-North)

Coach: Jim Dorsey

2/26	at Florida State.....	L	3-19
2/26	at Florida State.....	L	7-8
2/27	at Florida State.....	L	2-19
3/1	South Carolina.....	W	11-3
3/2	South Carolina.....	W	11-10
3/3	at Mercer-Atlanta.....	W	4-1
3/5	Georgia Tech.....	L	9-35
3/6	Jacksonville State.....	L	4-10
3/6	Jacksonville State.....	L	7-8
3/7	Shorter.....	W	6-2
3/7	Shorter.....	W	8-6
3/9	VCU*.....	W	10-7
3/9	VCU*.....	W	14-13
3/10	VCU.....	W	12-3
3/14	ETSU.....	L	1-20
3/14	ETSU.....	L	9-18
3/16	Eastern Kentucky.....	L	10-14
3/16	Eastern Kentucky.....	L	6-21
3/19	at Shorter.....	L	0-2
3/19	at Shorter.....	L	3-4
3/24	at VCU*.....	W	2-1
3/24	at VCU*.....	L	2-13
3/27	Florida State.....	L	5-15
3/28	Florida State.....	L	8-16
3/29	Florida State.....	W	3-1
3/31	Auburn.....	L	2-11
4/4	at Charlotte*.....	W	8-7
4/4	at Charlotte*.....	L	4-11
4/7	at West Georgia.....	W	7-3
4/9	at Jacksonville State.....	L	4-16
4/9	at Jacksonville State.....	L	2-16
4/14	at Southern Poly.....	W	3-0
4/15	Mercer-Atlanta.....	W	7-4
4/18	at UAB*.....	L	4-10
4/18	at UAB*.....	L	2-11
4/21	at Auburn.....	L	2-11
4/25	UAB*.....	L	5-9
4/25	UAB*.....	L	7-19
4/26	Georgia Southern.....	L	5-10
4/26	Georgia Southern.....	L	4-7
4/28	West Georgia.....	W	9-8
5/2	Charlotte*.....	L	1-3
5/2	Charlotte*.....	W	10-1
5/6	Mercer.....	L	1-21
5/6	Mercer.....	L	9-10
5/13	Florida A&M.....	L	0-4
5/13	Florida A&M.....	L	5-8
5/15	at Georgia Tech.....	L	2-5
5/16	at South Carolina.....	L	2-5
5/16	at South Carolina.....	W	3-2

* Sun Belt Conference game

1982

17-38 Overall

Coach: Jim Dorsey

2/13	at Florida State.....	L	0-23
2/13	at Florida State.....	L	1-9
2/14	at Florida State.....	L	11-25
2/20	at Georgia Southern.....	L	2-4
2/20	at Georgia Southern.....	L	3-7
3/1	Mercer-Atlanta.....	W	7-3
3/3	at Valdosta State.....	W	11-8

3/6	at Shorter.....	L	1-6
3/8	VCU.....	W	5-4
3/9	at Tennessee Tech.....	L	2-10
3/9	at Tennessee Tech.....	L	0-3
3/10	The Citadel.....	L	2-19
3/11	The Citadel.....	L	2-8
3/18	Shorter.....	W	2-1
3/18	Shorter.....	W	4-3
3/20	at Austin Peay State.....	L	9-10
3/20	at Austin Peay State.....	W	13-8
3/25	Charlotte.....	W	3-2
3/25	Charlotte.....	L	1-2
3/26	at Charleston Southern.....	L	4-5
3/26	at Charleston Southern.....	L	1-7
3/27	at Charleston Southern.....	L	1-2
3/29	at Mercer-Atlanta.....	W	16-5
4/2	Stetson.....	L	4-17
4/3	Florida State.....	L	8-17
4/4	Florida State.....	L	6-31
4/7	at Auburn.....	L	1-3
4/10	UAB.....	L	1-6
4/10	UAB.....	W	12-10
4/12	at Columbus State.....	L	8-16
4/12	at Columbus State.....	W	7-0
4/13	Valdosta State.....	L	7-13
4/14	Southern Poly.....	W	6-1
4/19	at Chattanooga.....	W	9-0
4/19	at Chattanooga.....	W	9-0
4/21	at West Georgia.....	L	3-8
4/24	at Charlotte.....	L	5-12
4/24	at Charlotte.....	L	7-9
	at Mercer.....	L	2-12
	at Mercer.....	L	1-6
4/27	at Georgia.....	L	2-7
4/29	Augusta State.....	L	0-7
4/29	Augusta State.....	L	2-3
4/30	Savannah State.....	W	15-0
4/30	Savannah State.....	W	10-2
5/1	at Georgia Tech.....	L	3-4
5/2	at Western Carolina.....	L	8-26
5/3	Columbus State.....	L	2-5
5/3	Columbus State.....	W	10-5
5/5	at Tennessee.....	L	4-6
5/9	Mercer.....	L	6-11
5/9	Mercer.....	W	6-4
5/11	Auburn.....	L	1-11
5/15	at South Carolina.....	L	1-11
5/15	Georgia Tech.....	L	4-20

Head Coach Gary Nave, 1983-1986
74-122-1 (.376)

1983

12-34 Overall

Coach: Gary Nave

Evansville.....	L	3-4
at Georgia College.....	L	0-5
at Georgia College.....	L	2-11
at Shorter.....	W	2-0
at Shorter.....	L	0-1
Western Kentucky.....	W	10-5
Illinois State.....	L	3-5
Illinois State.....	L	1-4
at Appalachian State.....	W	3-2
at Appalachian State.....	L	4-5
Illinois State.....	L	4-9
Illinois State.....	L	0-4

	at Georgia.....	L	2-18
	Eastern Kentucky.....	L	10-17
	Eastern Kentucky.....	L	1-7
	Eastern Kentucky.....	L	7-15
	at Jacksonville.....	L	5-10
	at Jacksonville.....	L	4-11
	Virginia Tech.....	L	0-6
	at Mercer-Atlanta.....	W	17-8
	at Mercer-Atlanta.....	W	10-7
	Howard.....	W	11-10
	at Columbus State.....	L	4-9
	at Columbus State.....	W	16-11
4/5	Georgia Tech.....	L	3-10
	at West Georgia.....	L	12-13
4/16	at Georgia Tech.....	L	6-8
	at West Georgia.....	W	15-11
	at Shorter.....	W	5-4
	at Shorter.....	W	6-4
	at Southern Poly.....	L	4-11
	at Georgia.....	L	3-6
	at Mercer.....	L	6-9
	at Mercer.....	L	6-13
	at Florida State.....	L	4-17
	at Florida State.....	L	2-10
	at Florida State.....	L	3-8
	Florida State.....	L	1-10
	Florida State.....	W	7-4
	Florida State.....	L	7-9
	at Mercer.....	L	2-10
	at Mercer.....	L	2-12
5/8	at Georgia Tech.....	L	6-16
5/11	Georgia Tech.....	L	4-14
	at Georgia Southern.....	W	10-6
	at Georgia Southern.....	L	5-9

1984

22-31-1 Overall • 5-11 TAAC (3rd, East)
Coach: Gary Nave

2/24	Evansville.....	W	8-7
2/25	Evansville.....	L	10-14
2/26	at Southern Poly.....	L	3-7
3/1	at Valdosta State.....	L	5-9
3/2	Columbus State.....	L	9-14
3/3	Southern.....	L	11-12
3/5	LaGrange.....	W	9-5
3/6	West Georgia.....	T	18-18
3/7	Appalachian State.....	L	4-7
3/8	Appalachian State.....	W	13-8
3/16	at Armstrong State.....	L	1-10
3/17	at Georgia Southern*.....	L	3-6
3/17	at Georgia Southern*.....	L	1-10
3/18	at Georgia Southern*.....	L	1-14
3/19	at Troy.....	L	3-10
3/21	at Samford*.....	W	12-3
3/22	at Samford*.....	L	2-3
3/22	at Samford*.....	L	6-7
3/23	at Birmingham-Southern.....	L	7-19
3/24	at Huntingdon.....	L	7-11
3/25	at Ga. Southwestern.....	W	12-5
3/27	at Georgia.....	L	2-11
3/28	Samford*.....	W	16-7
3/29	Samford*.....	W	14-12
3/29	Samford*.....	W	8-1
3/31	Florida State.....	L	6-8
4/1	Florida State.....	L	13-26
4/5	Ga. Southwestern.....	W	15-10
4/6	Florida A&M.....	L	19-25

4/7	at West Georgia.....	L	8-9
4/10	Georgia Tech.....	L	5-7
4/12	Shorter.....	W	15-6
4/13	Mercer*.....	L	10-20
4/15	Valdosta State.....	W	13-10
4/16	Georgia.....	W	12-9
4/18	Birmingham-Southern.....	W	16-12
4/20	at Mercer*.....	L	5-7
4/21	at Mercer*.....	L	2-4
4/21	at Mercer*.....	L	2-4
4/23	Georgia Southern*.....	L	3-15
4/24	Georgia Southern*.....	W	21-7
4/24	Georgia Southern*.....	L	2-13
4/25	at Georgia Tech.....	L	6-31
4/26	at LaGrange.....	W	15-6
4/27	Mercer-Atlanta.....	W	6-2
4/27	Mercer-Atlanta.....	W	9-3
4/29	at Georgia Tech.....	L	3-12
4/30	Southern Poly.....	L	8-12
5/2	at Shorter.....	W	1-0
5/5	DeVry Tech.....	W	8-1
5/5	DeVry Tech.....	W	13-3
5/6	Kennesaw State.....	W	1-0
5/7	Georgia Tech.....	L	7-17
5/11	Kennesaw State.....	W	1-0

* TAAC game

1985

17-28 Overall • 5-12 TAAC (4th, East)
Coach: Gary Nave

2/22	Evansville.....	W	2-0
2/23	Ball State.....	L	3-7
2/24	Ball State.....	L	7-18
2/24	Ball State.....	W	8-7
2/28	at Furman.....	W	8-7
	Rose-Hulman Tech.....	W	6-3
	Rose-Hulman Tech.....	W	9-2
3/4	Saginaw Valley State.....	L	0-12
3/4	Saginaw Valley State.....	L	12-18
3/5	at LaGrange.....	W	11-10
3/8	Samford*.....	W	15-14
3/9	Samford*.....	L	3-5
3/9	Samford*.....	L	4-10
3/17	at Georgia Southern*.....	L	3-11
3/17	at Georgia Southern*.....	L	0-3
3/21	Northwestern.....	L	0-19
3/21	Northwestern.....	W	9-8
3/22	Hillsdale.....	W	4-1
3/23	Aurora.....	W	8-3
3/25	at Samford*.....	W	8-3
3/26	at Samford*.....	L	7-9
3/26	at Samford*.....	L	0-3
3/27	Hope.....	W	8-7
3/28	LaGrange.....	W	17-2
3/29	at Florida State.....	L	0-14
3/29	at Florida State.....	L	4-10
4/6	at West Georgia.....	L	2-5
4/6	at West Georgia.....	L	1-9
4/7	Georgia.....	L	5-13
4/9	at Georgia.....	L	0-20
4/10	Southern Poly.....	L	2-9
4/12	at Mercer*.....	L	1-10
4/13	at Mercer*.....	L	0-3
4/13	at Mercer*.....	L	1-5
4/14	Kennesaw State.....	L	2-3
4/16	Furman.....	W	10-7
4/18	at Kennesaw State.....	L	8-16

4/19	Mercer*.....	W	6-5
4/20	Mercer*.....	W	6-5
4/20	Mercer*.....	L	2-6
4/27	Georgia Southern*.....	L	2-10
4/28	Georgia Southern*.....	L	1-7
4/28	Georgia Southern*.....	W	16-9
5/10	at Georgia Tech.....	L	1-5

* TAAC game

1986

23-29 Overall • 8-10 TAAC (3rd, East)
Coach: Gary Nave

2/6	at Florida International.....	L	1-5
2/7	at Florida International.....	W	9-8
2/8	at Florida International.....	L	2-6
2/9	at Florida International.....	L	0-6
	Birmingham-Southern.....	L	3-7
	Birmingham-Southern.....	L	6-9
	Rose-Hulman Tech.....	W	8-2
	Rose-Hulman Tech.....	W	6-5
	Shorter.....	W	12-9
	LaGrange.....	L	1-6
	Union.....	W	7-5
	Union.....	L	2-8
	Union.....	W	10-8
	at Shorter.....	W	4-1
3/11	at Georgia.....	L	4-14
	Stone Hill.....	W	1-0
	Southern Indiana.....	L	4-8
	Southern Indiana.....	W	5-1
	Southern Indiana.....	W	5-2
3/17	Georgia Southern*.....	W	5-0
3/17	Georgia Southern*.....	L	1-7
3/18	Georgia Southern*.....	W	5-4
3/25	Aurora.....	L	5-8
3/26	Hope.....	W	7-3
3/27	Hope.....	L	12-13
3/29	Samford*.....	W	6-5
3/29	Samford*.....	W	9-3
3/30	Samford*.....	L	2-3
4/1	at Augusta State.....	L	5-6
4/1	at Augusta State.....	L	12-14
4/2	at Kennesaw State.....	W	8-7
4/3	Columbus State.....	L	3-15
4/4	at Georgia Southern*.....	L	9-10
4/4	at Georgia Southern*.....	W	14-3
4/5	at Georgia Southern*.....	L	1-4
4/11	at Mercer*.....	L	7-8
4/12	at Mercer*.....	L	0-4
4/12	at Mercer*.....	L	1-2
4/19	at Southern Poly.....	L	3-4
4/15	Mercer*.....	L	7-12
4/16	Mercer*.....	W	4-3
4/16	Mercer*.....	W	9-3
4/17	Georgia Tech.....	L	2-7
4/19	at Samford*.....	L	0-3
4/19	at Samford*.....	L	6-10
4/20	at Samford*.....	W	12-2
4/22	at Columbus State.....	L	3-6
4/23	Kennesaw State.....	W	10-2
4/24	at Georgia Tech.....	L	4-15
4/28	LaGrange.....	W	11-4
5/1	Augusta State.....	W	17-3
5/1	Augusta State.....	L	3-7

* TAAC game

1987-1991, Program Dormant

Head Coach Kurt Seibert, 1992-1993
12-55 (.179)

1992

2-30 Overall

Coach: Kurt Seibert

2/19	Georgia College.....	L	3-9
2/21	Kentucky ¹	L	3-18
2/22	Western Kentucky ¹	L	3-15
2/28	at Rollins.....	L	7-15
2/29	at Rollins.....	W	9-7
3/2	Furman.....	W	7-6
3/4	at Mercer.....	L	4-9
3/7	at Southern Poly.....	L	3-11
3/10	at Alabama.....	L	3-18
3/11	at Alabama.....	L	4-16
3/18	at Florida State.....	L	1-7
3/19	at Florida State.....	L	0-22
3/21	Wis.-Milwaukee.....	L	2-7
3/24	Georgia Southern.....	L	0-19
3/31	at West Georgia.....	L	1-6
4/2	West Georgia.....	L	12-15
4/8	Mercer.....	L	7-9
4/11	at Samford.....	L	2-4
4/11	at Samford.....	L	2-7
4/14	at Furman.....	L	3-9
4/16	at Georgia Tech.....	L	1-13
4/17	at Kennesaw State.....	L	3-5
4/17	at Kennesaw State.....	L	1-7
4/22	Berry.....	L	1-12
4/24	at Troy.....	L	0-10
4/25	at Troy.....	L	10-17
4/27	Jacksonville State.....	L	4-8
4/29	Florida International.....	L	2-3
4/30	Florida International.....	L	6-14
5/2	Southern Poly.....	L	8-17
5/15	at Florida State.....	L	7-36
5/16	at Florida State.....	L	4-17

1-at Macon, Ga.

Head Coach Mike Hurst, 1993-2006
293-432 (.404)

**Hurst served as interim head coach for the last 12 games of 1993 season.*

1993

12-35 Overall • 7-14 TAAC (4th-West)

Coach: Kurt Seibert/Mike Hurst

2/13	Western Kentucky.....	L	2-14
2/14	Western Kentucky.....	L	4-20
2/17	Furman.....	L	4-12
2/24	USC Aiken.....(12)	W	4-3
3/3	at Alabama.....	L	3-11
3/5	Centenary*.....	L	4-12
3/6	Centenary*.....	L	0-1
3/6	Centenary*.....	W	3-0
3/8	Troy.....	L	1-5
3/11	Northern Illinois.....	L	5-7
3/21	at Southeastern Louisiana*.....	L	3-4
3/21	at Southeastern Louisiana*.....	L	1-4
3/22	at Southeastern Louisiana*(11)	W	10-7
3/24	Georgia.....	L	4-6
3/26	at Miami (Fla.).....	L	2-13

3/27	at Miami (Fla.).....	L	6-9
3/27	at Miami (Fla.).....	L	1-19
4/2	Samford*.....	W	4-3
4/3	Samford*.....	L	5-6
4/3	Samford*.....	L	0-7
4/6	at Jacksonville State.....	W	13-8
4/9	at Centenary*.....	L	3-8
4/10	at Centenary*.....	L	0-7
4/10	at Centenary*.....	L	4-11
4/12	at Furman.....	W	14-6
4/14	at Auburn.....	L	0-11
4/16	Mercer*.....	L	2-13
4/17	Mercer*.....	W	8-3
4/17	Mercer*.....	W	4-2
4/20	at Georgia Tech.....	L	4-15
4/21	Georgia Tech.....(10)	W	5-4
4/23	Southeastern Louisiana*.....	L	8-11
4/24	Southeastern Louisiana*.....	L	4-6
4/24	Southeastern Louisiana*.....	W	5-4
4/27	at Georgia Tech.....	L	4-10
4/28	at Georgia.....	L	2-9
4/30	at Florida International.....	L	6-7
5/1	at Florida International.....	L	3-9
5/1	at Florida International.....	W	6-5
5/5	at Georgia Southern.....	L	7-10
5/7	at Samford*.....	L	5-8
5/8	at Samford*.....	L	1-7
5/8	at Samford*.....	W	6-5
5/10	Georgia Southern.....	L	6-11
5/12	at Tennessee.....	L	3-9
5/21	at Florida State.....	L	1-23
5/22	at Florida State.....	L	4-12

** TAAC game*

1994

12-42 Overall • 6-18 TAAC (5th, West)

Coach: Mike Hurst

2/4	at Armstrong State.....	L	5-14
2/5	The Citadel ¹	L	4-8
2/12	at Georgia Southern.....	L	4-16
2/13	at Georgia Southern.....	L	3-10
2/16	Furman.....	W	5-4
2/19	Kennesaw State.....	W	3-0
2/20	at Southern Poly.....	L	3-5
2/26	at Florida International.....	L	1-2
2/26	at Florida International.....(5)	L	5-6
2/27	at Florida International.....	L	0-6
2/27	at Florida International.....	W	7-6
3/2	at USC Aiken.....	W	5-4
3/4	at Mercer*.....	L	3-6
3/5	at Mercer*.....	L	4-6
3/5	at Mercer*.....	W	9-6
3/10	at Auburn.....	L	13-18
3/11	Centenary*.....	W	10-8
3/12	Centenary*.....	L	1-12
3/12	Centenary*.....	L	2-4
3/19	Southeastern Louisiana*.....	L	11-15
3/19	Southeastern Louisiana*.....	L	1-12
3/20	Southeastern Louisiana*.....	L	7-15
3/22	at Florida.....	L	3-7
3/23	at Florida.....	L	7-14
3/25	at Samford*.....	L	5-6
3/26	at Samford*.....	L	5-15
3/26	at Samford*.....	L	1-6
3/29	at South Alabama.....	L	2-9

3/29	at South Alabama.....	L	2-9
3/31	at Auburn.....	L	2-5
4/2	at Troy.....	L	2-5
4/3	at Troy.....	L	2-9
4/5	at Georgia Tech.....	L	3-4
4/8	Mercer*.....	L	2-7
4/9	Mercer*.....	L	1-3
4/9	Mercer*.....	L	1-3
4/12	at Georgia Tech.....	L	3-28
4/13	at Furman.....	W	10-1
4/16	at Centenary*.....(8)	W	7-4
4/16	at Centenary*.....	W	13-6
4/17	at Centenary*.....	W	11-8
4/19	Georgia Southern.....	L	1-10
4/20	Georgia Southern.....	L	5-11
4/22	at Southeastern Louisiana*.....	L	6-7
4/23	at Southeastern Louisiana*(8)	L	4-5
4/23	at Southeastern Louisiana*.....	L	4-5
4/29	Samford*.....	L	6-10
4/30	Samford*.....	L	4-7
4/30	Samford*.....	W	5-3
5/4	at Georgia.....	W	5-1
5/5	Georgia.....	L	8-9
5/7	Jacksonville State.....	L	6-7
5/10	Troy.....	L	4-11
5/11	Georgia Tech.....	L	9-23

** TAAC game; 1-at Savannah, Ga.*

1995

20-33 Overall • 11-17 TAAC (7th)

Coach: Mike Hurst

2/10	at Tulane.....	L	3-12
2/11	at Tulane.....	L	3-14
2/12	at Tulane.....	L	3-5
2/17	Presbyterian.....	W	6-2
2/22	Emmanuel.....	W	8-3
2/24	Mercer*.....	L	3-8
2/25	Mercer*.....	W	6-1
2/25	Mercer*.....	L	7-8
3/1	Furman.....	W	13-0
3/3	Oakland.....	L	4-5
3/4	Saint Louis.....	W	4-3
3/5	Saint Louis.....	W	6-3
3/7	at Georgia Southern.....	W	12-10
3/8	at Georgia Southern.....	L	1-8
3/11	at Florida Atlantic*.....	L	2-7
3/12	at Florida Atlantic*.....	L	2-4
3/12	at Florida Atlantic*.....	L	1-7
3/17	Florida International*.....(10)	L	3-5
3/18	Florida International*.....	W	7-2
3/18	Florida International*.....	L	8-9
3/20	New York Tech.....	L	4-15
3/23	South Alabama.....	L	9-10
3/24	at Campbell*.....	L	3-5
3-24	at Campbell*.....	W	8-7
3/25	at Campbell*.....	L	5-6
3/28	at Georgia Tech.....	L	7-18
3/31	College of Charleston*.....	L	2-8
4/1	College of Charleston*.....	W	3-2
4/1	College of Charleston*.....	W	3-1
4/4	Georgia Southern.....	L	3-14
4/4	Georgia Southern.....	W	4-3
4/7	UCF*.....	L	3-14
4/8	UCF*.....	L	4-7
4/8	UCF*.....	L	3-12

4/10	Southern Poly.....	L	7-8
4/12	at Kennesaw State.....	L	1-11
4/14	at Stetson*.....	L	3-8
4/15	at Stetson*.....	W	13-3
4/15	at Stetson*.....	W	4-3
4/18	Central Wesleyan.....	W	12-7
4/19	at Furman.....	L	7-8
4/21	Southeastern Louisiana*.....	W	17-6
4/25	Georgia Tech.....	L	2-11
4/26	at Emory.....	W	7-5
4/28	at Centenary*.....	L	9-15
4/29	at Centenary*.....	W	12-6
4/29	at Centenary*.....	L	1-3
5/3	at Tennessee.....	L	5-13
5/5	at Samford*.....	W	10-5
5/6	at Samford*.....	L	2-8
5/6	at Samford*.....	W	6-4
5/9	at Georgia.....	L	5-11
5/10	Georgia.....	L	5-18

* TAAC game

1996

21-32 Overall • 12-6 TAAC (1st, East)

Coach: Mike Hurst

2/9	at Florida.....	L	0-31
2/10	at Florida.....	L	5-13
2/11	at Florida.....	L	4-19
2/13	Emory.....	W	9-6
2/17	Charlotte.....	W	16-7
2/17	Charlotte.....	W	13-6
2/18	at Troy.....	L	2-11
2/21	Furman.....	L	2-8
2/24	Middle Tennessee.....	W	5-4
2/24	Middle Tennessee.....	L	3-8
2/25	Middle Tennessee.....	L	1-5
2/27	Georgia.....	L	4-10
3/2	West Alabama.....	W	15-1
3/3	at Wofford.....	W	8-0
3/3	at Wofford.....	W	8-2
3/12	at Georgia.....	L	6-14
3/14	UNC Asheville.....	L	6-12
3/16	Samford.....	L	1-4
3/16	Samford.....	L	4-6
3/17	Samford.....	W	5-4
3/22	at Campbell*.....	L	2-3
3/22	at Campbell*.....	W	13-4
3/23	at Campbell*.....	W	7-5
3/26	Georgia Southern.....	L	2-6
3/29	at Mercer*.....	W	10-5
3/30	at Mercer*.....	W	4-3
3/30	at Mercer*.....	W	3-1
4/2	at Georgia Tech.....	L	4-23
4/5	Campbell*.....	W	5-4
4/5	Campbell*.....	W	3-2
4/8	Campbell*.....	W	13-3
4/9	Georgia Tech.....	L	2-4
4/12	College of Charleston*.....	L	6-9
4/13	College of Charleston*.....	L	4-14
4/13	College of Charleston*.....	(8) W	4-3
4/16	Troy.....	L	5-10
4/17	UNC Asheville.....	L	4-10
4/19	at Southeastern La.....	L	1-6
4/20	at Southeastern La.....	L	2-10
4/20	at Southeastern La.....	(8) L	3-4
4/23	at Furman.....	W	11-5

4/24	at Auburn.....	L	4-11
4/27	Mercer*.....	W	4-3
4/27	Mercer*.....	W	3-0
4/28	Mercer*.....	L	2-4
4/30	at Georgia Southern.....	L	12-14
5/1	at Georgia Southern.....	L	5-12
5/3	at College of Charleston*.....	L	2-3
5/4	at College of Charleston*.....	W	6-3
5/4	at College of Charleston*.....	L	3-12
5/7	at Tennessee.....	L	8-12
5/10	Florida International ¹	L	1-4
5/11	Florida International ¹	L	3-8

* TAAC game; 1-TAAC Tournament play-in

1997

23-30 Overall • 10-8 TAAC (2nd, East)

Coach: Mike Hurst

2/11	Georgia Southern.....	W	8-4
2/12	Georgia Southern.....	W	2-0
2/15	Tennessee.....	L	3-14
2/16	Tennessee.....	L	8-12
2/18	Furman.....	L	3-5
2/20	Savannah State.....	W	16-9
2/20	Savannah State.....	L	5-6
2/22	at Charlotte.....	L	3-5
2/22	at Charlotte.....	W	8-6
2/23	at Charlotte.....	W	11-2
2/25	Georgia.....	L	0-5
3/1	at Middle Tennessee.....	L	3-9
3/1	at Middle Tennessee.....	(8) L	6-7
3/4	at Georgia.....	L	3-7
3/5	Stetson.....	W	6-5
3/7	at Samford.....	L	6-11
3/8	at Samford.....	W	3-1
3/8	at Samford.....	W	7-3
3/10	Wisconsin-LaCrosse.....	W	17-6
3/12	Southern Poly.....	L	5-7
3/22	Wofford.....	(8) W	4-3
3/22	Wofford.....	W	18-6
3/23	at Wofford.....	L	2-8
3/25	South Alabama.....	W	8-7
3/26	South Alabama.....	L	8-21
3/28	College of Charleston*..... ¹	W	8-7
3/29	College of Charleston*.....	W	12-5
3/29	College of Charleston*.....	(8) W	5-4
4/1	Georgia Tech.....	L	4-5
4/2	at Furman.....	L	3-4
4/4	Campbell*.....	W	15-0
4/4	Campbell*.....	W	8-4
4/5	Campbell*.....	L	2-10
4/9	at Jacksonville State.....	L	3-5
4/12	at Mercer*.....	L	3-5
4/12	at Mercer*.....	L	1-11
4/13	at Mercer*.....	L	3-13
4/15	at Georgia Southern.....	(11) L	5-6
4/16	at Georgia Southern.....	W	8-5
4/18	at Campbell*.....	W	15-4
4/18	at Campbell*.....	W	5-2
4/19	at Campbell*.....	W	10-6
4/23	at Georgia Tech.....	L	5-16
4/25	at College of Charleston*.....	L	2-11
4/26	at College of Charleston*.....	W	11-1
4/26	at College of Charleston*.....	L	1-6
4/29	at Tennessee Tech.....	L	5-7
4/30	Tennessee Tech.....	L	6-13

5/4	Mercer*.....	W	9-6
5/4	Mercer*.....	L	6-11
5/5	Mercer*.....	L	2-15
5/9	Samford ²	L	6-9
5/10	Samford ²	L	8-9

* TAAC game; 1- Game suspended, completed on March 29, giving GSU three wins in one day.
2-TAAC Tournament play-in

1998

23-29 Overall • 11-7 TAAC (1st, East)

Coach: Mike Hurst

2/11	Georgia College.....	W	19-4
2/14	Alabama State.....	W	20-12
2/15	at Southern Poly.....	L	5-12
2/18	Georgia.....	L	2-16
2/20	at Alabama State.....	W	18-13
2/21	at South Alabama.....	L	0-12
2/22	at South Alabama.....	L	8-21
2/24	at Georgia.....	L	12-24
2/25	Furman.....	W	16-11
2/28	Wofford.....	W	5-3
3/1	at Wofford.....	(11) L	6-7
3/3	Georgia Southern.....	L	4-25
3/4	Georgia Southern.....	L	10-16
3/11	Presbyterian.....	(8) L	3-7
3/11	Presbyterian.....	L	3-10
3/14	Belmont.....	W	4-1
3/14	Belmont.....	L	2-3
3/15	Belmont.....	L	3-14
3/18	Tennessee Tech.....	L	5-13
3/19	Cornell.....	W	5-0
3/20	Cornell.....	W	15-10
3/21	Cornell.....	W	10-7
3/24	at South Carolina.....	L	6-12
3/25	at South Carolina.....	L	0-15
3/27	Mercer*.....	(11) W	2-1
3/28	Mercer*.....	W	6-4
3/28	Mercer*.....	(8) L	7-13
3/31	Samford.....	W	8-6
4/1	at Georgia Tech.....	L	5-9
4/3	at Campbell*.....	W	4-0
4/3	at Campbell*.....	L	1-6
4/4	at Campbell*.....	L	3-22
4/7	at Georgia Southern.....	(12) W	9-7
4/10	College of Charleston*.....	W	15-14
4/11	College of Charleston*.....	W	5-2
4/11	College of Charleston*.....	L	6-7
4/14	Jacksonville State.....	L	5-6
4/15	at Samford.....	L	3-6
4/17	Campbell*.....	W	10-1
4/17	Campbell*.....	W	10-6
4/18	Campbell*.....	L	4-9
4/21	at Tennessee Tech.....	W	17-9
4/25	at Mercer*.....	W	6-3
4/25	at Mercer*.....	W	1-0
4/26	at Mercer*.....	(12) W	6-5
4/29	Georgia Tech.....	L	4-6
5/1	at College of Charleston*.....	W	6-4
5/2	at College of Charleston*.....	L	2-9
5/2	at College of Charleston*.....	L	1-9
5/5	at Tennessee.....	L	5-6
5/8	Florida Atlantic ¹	L	10-18
5/9	Florida Atlantic ¹	L	5-29

* TAAC game; 1-TAAC Tournament play-in

YEAR-BY-YEAR RESULTS



1999

23-33 Overall • 13-17 TAAC (T7th)

Coach: Mike Hurst

2/6	at Florida A&M.....	W	9-1
2/7	at Florida A&M.....	W	10-4
2/9	Furman.....	W	11-10
2/13	No. 28 Tennessee.....	L	8-34
2/14	No. 28 Tennessee.....	W	13-8
2/14	No. 28 Tennessee.....(10)	L	3-4
2/17	Tenn. Wesleyan.....	W	16-3
2/20	at Belmont.....	L	3-4
2/21	at Belmont.....	W	7-4
2/24	at Georgia College.....	L	4-9
2/27	Georgia Tech.....	L	8-14
2/28	at Georgia Tech.....	L	3-9
3/2	at Georgia.....	L	8-13
3/5	at Campbell*.....	W	2-1
3/5	at Campbell*.....	W	6-2
3/6	at Campbell*.....(11)	W	8-6
3/10	Wofford.....	L	8-12
3/12	Centenary*.....	W	5-1
3/12	Centenary*.....	L	5-7
3/13	Centenary*.....	L	8-9
3/16	Eastern Kentucky.....	L	1-12
3/17	Eastern Kentucky.....	L	2-13
3/18	Eastern Kentucky.....	L	8-12
3/25	Howard.....	W	6-5
3/27	at Troy*.....	W	11-8
3/27	at Troy*.....	L	2-10
3/28	at Troy*.....	L	7-9
3/30	Georgia Southern.....	L	6-10
3/31	Georgia Southern.....	L	5-15
4/2	at Jacksonville*.....	L	1-6
4/3	at Jacksonville*.....	L	1-6
4/3	at Jacksonville*.....	W	7-6
4/6	Georgia.....	W	14-10
4/9	Stetson*.....	L	5-17
4/10	Stetson*.....(8)	L	5-9
4/10	Stetson*.....	W	3-2
4/13	at Georgia Southern.....	L	4-6
4/14	at Georgia Southern.....	L	7-22
4/16	Mercer*.....	W	13-12
4/17	Mercer*.....	L	4-8
4/17	Mercer*.....	L	5-8
4/20	Tennessee Tech.....	W	8-2
4/21	Tennessee Tech.....	L	2-6
4/23	at Jacksonville State*.....	W	14-9
4/24	at Jacksonville State*.....(9)	L	3-5
4/25	at Jacksonville State*.....	W	5-4
4/28	at Furman.....	W	11-4
5/1	Samford*.....	W	4-3
5/1	Samford*.....	W	14-10
5/2	Samford*.....	W	10-3
5/8	No. 8 Florida Atlantic*.....	L	9-18
5/8	No. 8 Florida Atlantic*.....	L	8-11
5/9	No. 8 Florida Atlantic*.....	L	4-12
5/14	at UCF*.....	L	1-9
5/15	at UCF*.....	L	6-18
5/15	at UCF*.....	L	1-8

* TAAC game

2000

31-28 Overall • 14-13 TAAC (5th)

Coach: Mike Hurst

2/12	at Southern Miss.....	W	4-2
2/13	at Southern Miss.....	L	8-14
2/15	No. 6 Georgia Tech.....	W	4-3
2/16	No. 6 at Georgia Tech.....	L	4-14
2/18	Illinois-Chicago.....	W	5-0
2/19	Illinois-Chicago.....	W	18-5
2/20	Illinois-Chicago.....	W	5-3
2/23	at Wofford.....	W	13-1
2/24	Howard.....	W	15-8
2/26	Florida A&M.....	W	6-5
2/27	Florida A&M.....	W	13-11
2/29	at Alabama State.....	W	10-7
3/3	at Tennessee.....	L	6-8
3/4	at Tennessee.....	L	2-9
3/5	at Tennessee.....	L	3-15
3/7	at Georgia Southern.....	L	2-6
3/8	at Georgia Southern.....	W	14-5
3/10	Campbell*.....	W	9-4
3/11	Campbell*.....	W	3-0
3/11	Campbell*.....	L	3-4
3/15	No. 22 Georgia.....	W	4-3
3/17	at Florida Atlantic*.....	L	0-2
3/18	at Florida Atlantic*.....	L	0-4
3/18	at Florida Atlantic*.....	W	8-4
3/22	at Furman.....	L	5-6
3/24	UCF*.....	L	5-6
3/25	UCF*.....	W	9-2
3/25	UCF*.....	L	6-8
3/28	at Western Carolina.....	W	21-8
3/29	at Western Carolina.....	L	4-5
3/31	at Stetson*.....	L	0-7
4/1	at Stetson*.....	L	0-2
4/1	at Stetson*.....	W	7-5
4/5	Georgia Southern.....	L	9-13
4/5	Georgia Southern.....	L	1-11
4/7	Troy*.....	W	6-2
4/8	Troy*.....	L	8-19
4/8	Troy*.....	W	5-4
4/11	Alabama State.....	W	19-4
4/14	Jacksonville*.....	W	12-3
4/15	Jacksonville*.....	W	6-3
4/15	Jacksonville*.....	L	2-7
4/19	Furman.....	L	4-10
4/21	at Samford*.....	L	2-4
4/22	at Samford*.....	W	8-2
4/22	at Samford*.....	W	8-6
4/26	at Tennessee Tech.....	L	3-5
4/26	at Tennessee Tech.....	W	10-2
4/29	Jacksonville State*.....	W	6-2
4/29	Jacksonville State*.....	L	0-11
4/30	Jacksonville State*.....	W	18-1
5/10	at Georgia.....	L	5-8
5/12	at Mercer*.....	W	6-3
5/13	at Mercer*.....(9)	L	6-7
5/13	at Mercer*.....	L	5-6
5/17	No. 30 Florida Atlantic ¹	L	3-4
5/18	No. 23 UCF ¹	W	6-5
5/19	No. 30 Florida Atlantic ¹	W	8-7
5/19	Campbell ¹	L	3-5

* TAAC game; 1-TAAC Tournament, Jacksonville, Fla. (3rd place)

2001

20-35 Overall • 8-19 TAAC (9th)

Coach: Mike Hurst

2/10	at South Alabama.....	L	2-8
2/11	at South Alabama.....	L	4-5
2/17	Gardner-Webb.....	W	6-5
2/17	Gardner-Webb.....	W	6-5
2/18	Gardner-Webb.....	W	8-7
2/20	Furman.....	L	1-9
2/21	at Alabama State.....	W	10-3
2/24	Oakland.....	W	5-1
2/26	Oakland.....	W	13-4
2/26	Oakland.....	W	13-4
2/27	at Georgia.....	L	4-5
3/2	at Tulane.....	L	11-12
3/4	at Tulane.....	L	0-2
3/4	at Tulane.....(10)	L	10-11
3/6	at Birmingham-Southern.....	L	10-14
3/7	Alabama State.....	W	10-0
3/10	Belmont.....	W	6-5
3/11	Belmont.....	L	4-6
3/13	Georgia Tech.....	L	3-11
3/14	at Furman.....	W	4-1
3/16	at Jacksonville*.....	L	3-5
3/17	at Jacksonville*.....	L	3-5
3/17	at Jacksonville*.....	L	1-4
3/21	Georgia Southern.....	L	6-24
3/23	Mercer*.....	L	7-23
3/24	Mercer*.....	L	8-17
3/24	Mercer*.....	W	11-5
3/27	No. 26 at Georgia.....	W	5-3
3/30	at Jacksonville State*.....	W	3-2
3/31	at Jacksonville State*.....(10)	W	6-4
3/31	at Jacksonville State*.....	L	5-12
4/4	at Georgia Tech.....	L	4-23
4/6	at Troy*.....(9)	L	1-4
4/7	at Troy*.....	L	3-4
4/7	at Troy*.....	W	4-0
4/10	Western Carolina.....	W	4-3
4/11	Western Carolina.....	L	7-13
4/13	No. 7 Stetson*.....	L	2-10
4/14	No. 7 Stetson*.....	W	3-2
4/14	No. 7 Stetson*.....	L	1-8
4/17	Tennessee Tech.....(11)	L	8-14
4/18	Tennessee Tech.....	L	10-11
4/20	Florida Atlantic*.....	L	3-8
4/21	Florida Atlantic*.....(8)	L	6-11
4/21	Florida Atlantic*.....	W	11-0
4/25	at Georgia Southern.....	L	5-6
4/27	at Campbell*.....	W	9-5
4/28	at Campbell*.....	W	3-2
4/28	at Campbell*.....(10)	L	1-2
5/4	Samford*.....	L	6-13
5/5	Samford*.....	L	4-8
5/5	Samford*.....	L	2-12
5/11	at UCF*.....	L	1-12
5/11	at UCF*.....	L	0-11
5/12	at UCF*.....(11)	L	2-5

* TAAC game



YEAR-BY-YEAR RESULTS

2002

24-32 Overall • 13-17 A-Sun (T6th)

Coach: Mike Hurst

2/15	Drexel.....	W	8-7
2/16	Drexel.....	W	10-8
2/16	Drexel.....	L	5-7
2/20	at Alabama.....	L	2-4
2/23	Savannah State.....	W	4-1
2/24	Savannah State.....	W	20-2
2/26	at Georgia Southern.....	L	4-19
2/27	at Georgia Southern.....	L	6-21
3/3	at Georgia Tech.....	L	5-12
3/5	at Tennessee Tech.....	L	1-8
3/6	at Tennessee Tech.....	W	9-4
3/8	at Belmont*.....	W	6-0
3/9	at Belmont*.....	W	10-5
3/9	at Belmont*.....	L	1-4
3/13	Georgia Tech.....	L	7-11
3/15	Campbell*.....	W	3-1
3/15	Campbell*.....	W	6-1
3/16	Campbell*.....	W	7-5
3/19	at Gardner-Webb.....	W	4-2
3/20	Western Carolina.....(10)	W	9-5
3/22	Troy*.....	W	5-1
3/23	Troy*.....	L	1-7
3/23	Troy*.....	W	6-4
3/26	Georgia Southern.....	L	12-17
3/27	Georgia Southern.....	L	4-12
3/30	at Miami (Ohio).....	L	6-10
3/30	at Miami (Ohio).....	L	1-2
3/31	at Miami (Ohio).....	W	11-8
4/3	Gardner-Webb.....	W	8-5
4/5	at Stetson*.....	L	2-11
4/6	at Stetson*.....	(8) L	0-1
4/6	at Stetson*.....	L	1-4
4/9	Morris Brown.....	W	10-1
4/10	Furman.....	L	5-6
4/13	Jacksonville*.....	L	0-1
4/13	Jacksonville*.....	L	0-7
4/14	Jacksonville*.....	W	8-2
4/16	Georgia.....	L	2-3
4/19	at Mercer*.....	W	5-4
4/20	at Mercer*.....	L	5-11
4/20	at Mercer*.....	L	4-6
4/23	Birmingham-Southern.....	L	4-6
4/24	at Birmingham-Southern.....	L	3-4
4/26	at Samford*.....	L	3-4
4/27	at Samford*.....	W	6-1
4/27	at Samford*.....	L	4-5
5/5	Jacksonville State*.....	L	0-3
5/5	Jacksonville State*.....	W	9-0
5/6	Jacksonville State*.....(11)	L	2-3
5/10	UCF*.....	L	1-6
5/11	UCF*.....	L	5-19
5/11	UCF*.....(9)	L	7-8
5/14	at Furman.....	W	4-2
5/17	at Florida Atlantic*.....(10)	W	3-2
5/18	at Florida Atlantic*.....(11)	W	5-4
5/18	at Florida Atlantic*.....	L	4-11

* Atlantic Sun game

2003

25-29 Overall • 16-17 A-Sun (T7th)

Coach: Mike Hurst

2/15	UNC Asheville.....	W	5-4
2/16	UNC Asheville.....	W	4-3
2/18	at Georgia Southern.....	L	2-3
2/19	at Georgia Southern.....	L	0-1
2/22	Miami (Ohio).....	W	8-6
2/23	Miami (Ohio).....	L	5-6
2/24	Miami (Ohio).....	L	2-5
2/25	Morris Brown.....	W	16-4
2/28	at Campbell*.....	W	4-1
3/1	at Campbell*.....	W	10-2
3/1	at Campbell*.....	W	9-2
3/5	at Georgia Southern.....	L	3-10
3/8	Florida Atlantic*.....	L	3-10
3/8	Florida Atlantic*.....	L	4-7
3/9	Florida Atlantic*.....(10)	L	7-10
3/10	Maine.....	W	4-3
3/11	Albany State.....	W	19-6
3/14	at UCF*.....	W	5-2
3/15	at UCF*.....	L	3-15
3/15	at UCF*.....	W	3-2
3/22	Gardner-Webb*.....	L	4-10
3/22	Gardner-Webb*.....	W	4-0
3/23	Gardner-Webb*.....	L	0-7
3/25	Georgia Southern.....	W	7-5
3/26	Georgia Southern.....	L	3-8
3/28	at Troy*.....	W	4-1
3/29	at Troy*.....	L	4-9
3/29	at Troy*.....	L	9-16
4/1	Tennessee Tech.....	W	7-6
4/2	Tennessee Tech.....	W	10-5
4/4	Stetson*.....	W	7-2
4/5	Stetson*.....(9)	W	4-3
4/5	Stetson*.....	L	7-15
4/8	at Georgia Tech.....	L	3-11
4/11	at Jacksonville*.....	W	4-2
4/12	at Jacksonville*.....	L	1-2
4/12	at Jacksonville*.....	L	5-6
4/15	at Georgia.....	L	7-14
4/18	Mercer*.....	W	5-1
4/19	Mercer*.....	W	12-3
4/19	Mercer*.....	L	4-9
4/22	at Western Carolina.....	L	10-21
4/23	at Western Carolina.....(10)	L	7-9
4/25	Belmont*.....	L	4-6
4/26	Belmont*.....	W	9-0
4/26	Belmont*.....	L	3-7
5/6	at Georgia Tech.....	L	3-11
5/9	Samford*.....	W	9-4
5/10	Samford*.....	W	8-6
5/10	Samford*.....	W	10-7
5/14	Furman ¹	L	6-10
5/16	at Jacksonville State*.....	L	3-11
5/17	at Jacksonville State*.....(10)	L	2-3
5/17	at Jacksonville State*.....	L	6-7

* Atlantic Sun game; 1-at Marietta, Ga.

2004

18-36 Overall • 11-19 A-Sun (9th)

Coach: Mike Hurst

2/17	at Georgia Southern.....	L	4-14
2/18	at Georgia Southern.....	W	13-3
2/21	at UNC Asheville.....	L	3-9
2/22	at UNC Asheville.....	L	2-5
2/24	Alabama State.....	W	9-1
2/28	Campbell*.....	L	0-2
2/28	Campbell*.....	W	5-1
3/1	Campbell*.....	L	3-14
3/2	at Alabama State.....	W	10-9
3/5	at Tennessee.....	L	1-3
3/6	at Tennessee.....	L	0-1
3/7	at Tennessee.....	L	2-3
3/9	Georgia.....	L	4-10
3/12	Jacksonville*.....	L	6-15
3/13	Jacksonville*.....	W	7-6
3/13	Jacksonville*.....	W	11-1
3/16	Austin Peay.....	L	8-19
3/17	Austin Peay.....	L	4-11
3/19	at Stetson*.....	L	3-6
3/20	at Stetson*.....	L	1-7
3/20	at Stetson*.....	L	1-9
3/23	at Samford.....	W	8-4
3/26	Lipscomb*.....	W	5-1
3/27	Lipscomb*.....	W	2-1
3/27	Lipscomb*.....	W	2-1
3/30	Western Carolina.....(13)	L	9-10
3/31	Western Carolina.....	W	11-10
4/2	at Belmont*.....	W	8-3
4/3	at Belmont*.....	L	1-10
4/3	at Belmont*.....	W	5-4
4/6	Georgia Tech.....	L	3-25
4/9	Troy*.....	L	7-18
4/10	Troy*.....	L	3-4
4/10	Troy*.....	L	6-12
4/16	at Mercer*.....	W	14-10
4/17	at Mercer*.....	W	8-3
4/17	at Mercer*.....	L	3-4
4/21	at Georgia.....	L	3-6
4/23	Florida A&M.....	W	13-6
4/24	Florida A&M.....	L	1-2
4/25	Florida A&M.....	W	7-4
4/27	Georgia.....	L	6-16
5/1	Georgia Southern.....	L	0-8
5/2	Georgia Southern.....	L	0-11
5/9	at Gardner-Webb*.....	L	3-6
5/10	at Gardner-Webb*.....	L	2-3
5/10	at Gardner-Webb*.....	L	4-6
5/14	at Florida Atlantic*.....	L	3-14
5/15	at Florida Atlantic*.....	L	3-4
5/15	at Florida Atlantic*.....	W	9-4
5/18	at Georgia Tech.....	L	3-13
5/21	UCF*.....	L	0-11
5/22	UCF*.....(8)	L	9-10
5/22	UCF*.....	L	5-6

* Atlantic Sun game



2005

25-32 Overall • 15-15 A-Sun (6th)

Coach: Mike Hurst

2/11	No. 13 at Georgia Tech	W	5-2
2/15	Samford	L	3-5
2/18	Mississippi Valley State	W	8-6
2/18	Mississippi Valley State	W	9-2
2/19	Mississippi Valley State	W	7-5
2/23	Georgia Tech	L	6-11
2/26	Florida A&M ¹	W	8-4
3/2	Georgia ²	L	1-4
3/4	Mercer*	W	5-4
3/5	Mercer*	W	15-8
3/5	Mercer*	W	13-11
3/9	at Western Carolina	L	1-3
3/9	at Western Carolina	L	7-12
3/11	Stetson*	W	20-4
3/12	Stetson*	W	15-4
3/13	Stetson*	L	6-16
3/15	Tennessee Tech	W	9-7
3/15	Tennessee Tech	W	3-2
3/18	at Jacksonville*	W	4-3
3/19	at Jacksonville*	L	3-14
3/20	at Jacksonville*	W	6-4
3/23	at Georgia	L	5-9
3/25	Belmont*	L	4-7
3/25	Belmont*	W	6-5
3/26	Belmont*	L	2-3
3/29	at Georgia Southern	L	4-10
3/30	at Georgia Southern	L	6-7
4/2	at Lipscomb*	W	5-3
4/2	at Lipscomb*	L	2-3
4/3	at Lipscomb*	W	7-3
4/6	UAB	L	0-3
4/8	No. 18 Charleston, College of	L	5-8
4/9	No. 18 Charleston, College of	W	5-1
4/10	No. 18 Charleston, College of	L	6-7
4/13	Reinhardt	(10) L	1-3
4/15	at Troy*	L	7-8
4/16	at Troy*	L	2-11
4/17	at Troy*	L	2-3
4/19	at Austin Peay	(11) L	3-4
4/20	at Austin Peay	L	9-10
4/23	Gardner-Webb*	W	7-4
4/23	Gardner-Webb*	L	6-8
4/24	Gardner-Webb*	W	8-6
4/27	at Samford	W	1-0
4/29	at Campbell*	W	8-5
4/30	at Campbell*	L	6-9
4/30	at Campbell*	W	13-12
5/10	Georgia Southern	L	3-8
5/11	Georgia Southern	W	10-4
5/13	at UCF*	L	2-3
5/14	at UCF*	W	3-2
5/15	at UCF*	L	5-12
5/19	Florida Atlantic*	L	6-16
5/21	Florida Atlantic*	(10) L	3-7
5/21	Florida Atlantic*	L	4-6
5/25	vs. Florida Atlantic ³	L	1-11
5/26	vs. Troy ³	L	0-7

* Atlantic Sun game; 1-at Savannah, Ga.; 2-at Marietta, Ga.; 3-A-Sun Tournament, Deland, Fla.

2006

26-31 Overall • 13-17 CAA (6th)

Coach: Mike Hurst

2/15	at No. 3 Georgia Tech	L	9-11
2/16	Albany	L	4-6
2/16	Albany	W	6-3
2/17	Albany	W	8-1
2/24	UNC Asheville	W	8-0
2/26	UNC Asheville	W	14-13
2/26	UNC Asheville	W	5-2
3/1	Wofford	W	11-8
3/4	at Charleston, College of	L	1-2
3/4	at Charleston, College of	L	7-20
3/5	at Charleston, College of	L	2-15
3/8	at UAB	L	8-9
3/10	Northeastern*	W	2-1
3/11	Northeastern*	L	2-5
3/12	Northeastern*	W	11-10
3/14	Mississippi Valley State	W	12-4
3/16	Mississippi Valley State	L	4-6
3/17	Old Dominion*	L	11-13
3/18	Old Dominion*	L	3-4
3/19	Old Dominion*	L	2-6
3/22	Georgia ¹	L	7-14
3/24	at Hofstra*	L	6-7
3/25	at Hofstra*	W	6-2
3/26	at Hofstra*	W	8-2
3/28	at Mercer	L	2-7
3/29	Mercer	W	6-5
3/31	at VCU*	L	2-10
4/1	at VCU*	L	2-18
4/2	at VCU*	L	2-8
4/4	Furman	W	13-6
4/5	at Furman	L	5-16
4/7	Towson*	W	8-5
4/8	Towson*	W	11-2
4/9	Towson*	W	9-3
4/11	at Tennessee Tech	W	5-2
4/12	at Tennessee Tech	W	13-8
4/19	No. 8 Georgia Tech	L	2-13
4/21	at UNC Wilmington*	L	8-13
4/22	at UNC Wilmington*	W	9-4
4/23	at UNC Wilmington*	L	3-5
4/25	Georgia Southern	L	5-7
4/28	at James Madison*	L	4-11
4/29	at James Madison*	L	1-10
4/30	at James Madison*	L	8-12
5/5	George Mason*	L	14-17
5/6	George Mason*	W	8-7
5/7	George Mason*	W	12-3
5/9	Samford	W	9-2
5/12	at Delaware*	L	3-6
5/13	at Delaware*	W	4-3
5/14	at Delaware*	W	8-4
5/19	William & Mary*	W	7-4
5/20	William & Mary*	(10) L	16-17
5/21	William & Mary*	L	4-8
5/24	vs. James Madison ²	L	0-7
5/25	vs. Old Dominion ²	(10) W	6-5
5/26	vs. VCU ²	L	1-6

* CAA game; 1-at Marietta, Ga.; 2-CAA Tournament, Wilmington, N.C.

Greg Frady, 2007-present

228-173-1, 7 years

2007

26-32 Overall • 15-15 CAA (6th)

Coach: Greg Frady

2/10	at No. 25 Alabama	L	3-12
2/10	at No. 25 Alabama	L	0-7
2/11	at No. 25 Alabama	L	3-9
2/14	at Mercer	L	2-8
2/17	Alabama State	W	16-6
2/18	Alabama State	W	20-4
2/21	at No. 15 Georgia Tech	W	9-5
2/23	Indiana State	L	6-18
2/24	Indiana State	L	1-5
2/24	Indiana State	(8) W	3-2
2/28	Mercer	L	1-5
3/2	Mississippi Valley State	W	15-5
3/3	Mississippi Valley State	W	12-3
3/3	Mississippi Valley State	W	15-3
3/6	Clark Atlanta	W	13-1
3/7	at Furman	W	7-3
3/9	Southeastern La.	W	8-7
3/10	Southeastern La.	L	4-14
3/11	Southeastern La.	L	4-12
3/16	UNC Wilmington*	W	5-3
3/17	UNC Wilmington*	L	8-13
3/18	UNC Wilmington*	L	1-9
3/21	Georgia Tech	L	0-3
3/23	at George Mason*	L	3-6
3/24	at George Mason*	W	6-1
3/25	at George Mason*	L	7-8
3/30	Delaware*	L	1-2
3/31	Delaware*	(10) W	9-8
4/1	Delaware*	(13) W	8-7
4/4	Mercer	W	10-8
4/6	at William & Mary*	W	17-11
4/8	at William & Mary*	W	6-2
4/8	at William & Mary*	W	15-12
4/11	at Jacksonville State	L	8-16
4/13	VCU*	L	9-10
4/14	VCU*	L	5-7
4/15	VCU*	W	12-11
4/20	at Northeastern*	L	4-6
4/21	at Northeastern*	W	7-4
4/22	at Northeastern*	L	1-7
4/24	at Georgia Southern	L	4-9
4/25	at Georgia Southern	L	9-13
4/27	James Madison*	L	9-15
4/28	James Madison*	W	20-6
4/29	James Madison*	L	0-1
5/4	Hofstra*	W	13-3
5/5	Hofstra*	L	1-3
5/6	Hofstra*	(10) W	4-3
5/8	Jacksonville State	L	11-17
5/11	at Old Dominion*	L	2-3
5/12	at Old Dominion*	W	7-1
5/13	at Old Dominion*	L	2-3
5/15	Furman	L	4-6
5/17	at Towson*	L	2-12
5/18	at Towson*	W	5-1
5/19	at Towson*	W	9-2
5/23	vs. Old Dominion ¹	L	2-5
5/24	vs. George Mason ¹	L	2-10

* CAA game; 1-CAA Tournament, Wilmington, N.C.

2008

33-23 Overall • 12-17 CAA (7th)

Coach: Greg Frady

2/22	Jackson State.....	W	12-4
2/23	Jackson State.....	W	11-7
2/23	Jackson State.....	W	19-0
2/24	Jackson State.....	W	18-9
2/29	IPFW.....	W	12-2
3/1	IPFW.....	W	13-2
3/1	IPFW.....	W	6-4
3/2	IPFW.....	W	5-4
3/4	Tennessee Tech.....	L	7-13
3/5	Tennessee Tech.....	W	8-6
3/7	James Madison*.....	L	5-16
3/8	James Madison*.....	L	1-5
3/9	James Madison*.....	L	3-8
3/12	No. 11 Georgia Tech.....	L	6-10
3/14	at George Mason*.....	W	9-5
3/15	at George Mason*.....	L	1-3
3/16	at George Mason*.....	L	11-12
3/18	at Jacksonville State.....	W	4-3
3/21	at VCU*.....	W	9-2
3/22	at VCU*.....	W	5-2
3/23	at VCU*.....	W	7-3
3/25	at No. 17 Georgia Tech.....	L	1-12
3/26	at Mercer.....	W	12-8
3/28	Northeastern*.....	W	7-4
3/29	Northeastern*.....	L	6-14
3/30	Northeastern*.....	W	17-7
4/2	at Samford.....	L	6-11
4/6	William & Mary*.....	L	2-3
4/6	William & Mary*.....	W	6-3
4/8	at Auburn.....	L	6-9
4/11	at No. 22 UNC Wilmington*(11).....	L	5-6
4/12	at No. 22 UNC Wilmington*...L.....	L	9-10
4/13	at No. 22 UNC Wilmington*...L.....	L	8-9
4/16	at No. 7 Georgia.....	L	5-7
4/19	N.C. Central.....	W	12-4
4/19	N.C. Central.....	W	14-0
4/20	N.C. Central.....	W	9-7
4/21	Alabama A&M.....(5).....	W	12-2
4/21	Alabama A&M.....(5).....	W	19-3
4/23	Savannah State.....	W	8-7
4/25	Hofstra*.....	W	7-1
4/26	Hofstra*.....	L	6-7
4/27	Hofstra*.....	L	10-13
4/30	Samford.....	W	12-4
5/2	Delaware*.....	L	8-10
5/3	Delaware*.....	L	5-8
5/4	Delaware*.....	W	5-4
5/6	Presbyterian.....	W	10-4
5/6	Presbyterian.....	W	7-1
5/9	at Old Dominion*.....	L	4-7
5/10	at Old Dominion*.....	W	6-4
5/11	at Old Dominion*.....	W	5-4
5/13	at Presbyterian.....	W	8-7
5/15	at Towson*.....	W	10-6
5/16	at Towson*.....	L	3-4
5/17	at Towson*.....	L	2-7

* CAA game

2009

39-22 Overall • 12-9 CAA (2nd)

Coach: Greg Frady

2/20	Cleveland State.....	W	6-5
2/21	Cleveland State..... (10).....	L	5-6
2/21	Cleveland State.....	W	10-0
2/22	Cleveland State.....	W	14-12
2/25	at Mercer.....	W	9-5
2/27	Eastern Michigan.....	W	14-6
2/28	Eastern Michigan.....	W	12-6
3/3	at No. 18 South Carolina.....	L	0-2
3/4	vs. Xavier ¹	L	1-5
3/6	vs. Michigan State ¹	W	2-0
3/6	vs. Xavier ¹	L	4-12
3/7	at Bethune-Cookman ¹	W	8-6
3/10	at Florida A&M.....	W	22-6
3/11	Augusta State.....	W	10-5
3/13	UT-Martin.....	W	10-7
3/13	UT-Martin.....(10).....	L	7-8
3/17	Savannah State.....	W	14-10
3/18	No. 3 Georgia.....	L	6-11
3/20	at William & Mary*.....(10).....	W	6-4
3/21	at William & Mary*.....(15).....	L	8-9
3/22	at William & Mary*.....	W	12-9
3/24	at No. 3 Georgia Tech.....	W	10-1
3/30	at Kennesaw State.....	W	5-4
3/31	Mercer.....	L	4-5
4/1	Oglethorpe.....	W	14-7
4/4	at Delaware*.....	W	19-10
4/4	at Delaware*.....	W	11-7
4/5	at Delaware*.....	L	4-8
4/7	at Auburn.....	L	2-4
4/8	Alabama State.....	W	20-9
4/8	Alabama State.....	W	14-3
4/10	Old Dominion*.....	W	3-2
4/11	Old Dominion*.....	W	14-13
4/12	Old Dominion*.....	L	1-2
4/14	at Samford.....	L	2-12
4/15	No. 10 Georgia Tech.....	L	2-18
4/18	at Northeastern*.....	W	5-3
4/18	at Northeastern*.....	L	1-4
4/19	at Northeastern*.....	W	7-3
4/21	at Tennessee Tech.....	W	9-7
4/22	at Tennessee Tech.....	L	4-6
4/24	at James Madison*.....	L	2-6
4/25	at James Madison*.....	L	6-8
4/26	at James Madison*.....	L	5-6
5/1	VCU*.....	W	8-4
5/2	VCU*.....	W	11-6
5/3	VCU*.....	W	5-4
5/5	Samford.....	W	9-3
5/7	Atlanta Christian.....	W	14-9
5/8	Towson*.....	L	6-9
5/9	Towson*.....	L	6-7
5/10	Towson*.....	W	15-5
5/12	Florida A&M.....	W	4-1
5/15	Alabama State.....	W	11-8
5/15	Alabama State.....	W	11-1
5/20	vs. Northeastern ²	W	6-5
5/21	at UNC Wilmington ²	W	8-5
5/22	vs. No. 27 George Mason ²	W	9-3
5/23	at UNC Wilmington ²	W	12-10
5/29	at No. 13 Georgia Tech ³	L	3-9
5/30	vs. No. 22 Elon ³	L	3-4

* CAA Game; 1-Bethune Cookman Tournament; 2-CAA Tournament, Wilmington, N.C.; 3-NCAA Atlanta Regional (at Georgia Tech)

2010

34-23-1 Overall • 17-6-1 CAA (2nd)

Coach: Greg Frady

2/19	at No. 5 Florida State.....	L	3-11
2/20	at No. 5 Florida State.....	L	7-14
2/21	at No. 5 Florida State.....	L	2-12
2/23	USC Upstate.....	L	7-9
2/24	at USC Upstate.....	L	5-8
3/3	Mercer.....	L	2-7
3/5	N.C. Central.....	W	32-3
3/6	N.C. Central.....(7).....	W	14-0
3/6	N.C. Central.....(7).....	W	24-2
3/7	N.C. Central.....(7).....	W	33-5
3/8	UNC Asheville.....	W	13-6
3/9	UNC Asheville.....	W	17-2
3/12	at New Mexico State.....	W	13-2
3/13	at New Mexico State.....	L	11-12
3/14	at New Mexico State.....	W	30-24
3/17	at Kennesaw State.....	L	2-3
3/19	Centenary ¹	W	10-9
3/20	at Austin Peay ¹	W	14-4
3/20	Centenary ¹	L	13-17
3/23	Alabama State.....(7).....	W	27-3
3/24	Kennesaw State.....	W	19-9
3/27	at Old Dominion*.....	W	2-1
3/27	at Old Dominion*.....	L	1-6
3/28	at Old Dominion*.....	W	16-10
3/30	No. 2 Georgia Tech.....	L	3-14
4/2	at Towson*.....	L	8-14
4/3	at Towson*.....(10).....	L	18-19
4/4	at Towson*.....	L	13-14
4/6	at Auburn.....	L	7-22
4/9	Hofstra*.....	W	9-2
4/10	Hofstra*.....	W	8-2
4/11	Hofstra*.....	W	6-3
4/13	at Mercer.....	W	8-6
4/16	Air Force.....	W	5-4
4/17	Air Force.....	W	16-9
4/17	Air Force.....(7).....	W	20-7
4/18	Air Force.....	L	6-7
4/21	Mercer.....	L	6-7
4/23	at VCU*.....	W	7-3
4/24	at VCU*.....	W	12-7
4/25	at VCU*.....(10).....	T	14-14
4/28	Alabama State.....(7).....	W	23-1
4/30	George Mason*.....	W	9-2
5/1	George Mason*.....	W	7-6
5/2	George Mason*.....(11).....	W	5-4
5/8	at UNC Wilmington*.....	W	11-4
5/8	at UNC Wilmington*.....	W	1-0
5/9	at UNC Wilmington*.....	L	3-8
5/11	at Georgia.....	L	9-13
5/14	Northeastern*.....	W	10-7
5/15	Northeastern*.....	L	7-9
5/16	Northeastern*.....	W	10-4
5/18	at No. 6 Georgia Tech.....	L	3-9
5/21	William & Mary*.....(10).....	W	3-2
5/22	William & Mary*.....	W	5-3
5/23	William & Mary*.....	W	7-6
5/27	vs. VCU ²	L	4-7
5/28	vs. UNC Wilmington ²	L	8-10

* CAA Game; 1-Austin Peay Tournament; 2-CAA Tournament, Wilmington, N.C.

YEAR-BY-YEAR RESULTS



2011

37-21 Overall • 17-13 CAA (4th)

Coach: Greg Frady

2/18	Texas Southern	W	9-0
2/19	Texas Southern	W	3-0
2/20	Texas Southern	W	5-1
2/22	at Mercer	W	14-5
2/25	Western Illinois	W	3-0
2/26	Western Illinois	(12) W	8-7
2/26	Western Illinois	W	11-5
2/27	Western Illinois	L	2-8
3/2	at No. 23 Georgia Tech	W	6-3
3/4	vs. Iowa ¹	W	10-6
3/5	at Mississippi State ¹	L	1-8
3/6	vs. Iowa ¹	L	2-3
3/6	at Mississippi State ¹	L	3-7
3/8	UNC Asheville	W	7-1
3/11	Towson*	(10) W	6-5
3/12	Towson*	W	5-4
3/13	Towson*	W	9-6
3/15	Alabama State	W	14-4
3/17	Harvard	W	9-3
3/18	Murray State	W	17-6
3/19	Murray State	W	11-6
3/20	Murray State	W	14-10
3/23	at Kennesaw State	W	6-3
3/25	VCU*	W	11-8
3/25	VCU*	(11) L	6-10
3/27	VCU*	L	8-17
3/29	Florida A&M	W	16-0
4/1	at Delaware*	L	5-10
4/2	at Delaware*	L	4-5
4/3	at Delaware*	W	10-8
4/5	Mercer	W	9-4
4/9	at James Madison*	L	6-9
4/9	at James Madison*	W	16-3
4/10	at James Madison*	W	9-6
4/13	Alabama State	W	6-1
4/15	Old Dominion*	L	1-4
4/16	Old Dominion*	W	8-4
4/17	Old Dominion*	L	3-4
4/19	Kennesaw State	L	6-14
4/22	at Northeastern*	W	7-3
4/22	at Northeastern*	L	2-3
4/24	at Northeastern*	W	5-0
4/26	Oglethorpe	W	5-0
4/29	Hofstra*	W	6-4
4/30	Hofstra*	W	13-0
5/1	Hofstra*	W	6-3
5/7	at UNC Wilmington*	L	4-8
5/7	at UNC Wilmington*	L	1-6
5/8	at UNC Wilmington*	L	4-6
5/12	at William & Mary*	W	7-2
5/13	at William & Mary*	L	7-8
5/14	at William & Mary*	W	11-6
5/17	at Mercer	L	6-9
5/19	George Mason*	W	3-1
5/20	George Mason*	L	3-5
5/21	George Mason*	(10) W	2-1
5/26	vs. James Madison ²	L	0-4
5/27	vs. Old Dominion ²	L	3-7

* CAA Game; 1-Mississippi State Tournament; 2-CAA Tournament, Wilmington, N.C.

2012

Overall 24-31 • 14-16 CAA (7th)

Coach: Greg Frady

2/17	Western Illinois	L	5-7
2/17	Western Illinois	W	7-0
2/18	Western Illinois	W	11-9
2/19	Western Illinois	W	9-4
2/22	at No. 9 Georgia	L	1-4
2/24	Austin Peay	W	8-5
2/25	Austin Peay	L	3-5
2/26	Austin Peay	W	9-7
2/29	at USC Upstate	L	1-4
3/2	vs. Southern Illinois ¹	L	4-5
3/3	vs. Penn ¹	(11) W	4-3
3/4	at No. 19 Stetson ¹	L	0-5
3/7	No. 9 Georgia Tech	W	5-4
3/9	Kennesaw State	(10) L	5-11
3/10	at Kennesaw State	L	4-5
3/11	at Kennesaw State	L	6-7
3/13	Monmouth	L	3-8
3/14	at Mercer	L	0-11
3/16	Northeastern*	W	13-12
3/17	Northeastern*	W	9-8
3/18	Northeastern*	L	4-13
3/20	at Alabama State	L	9-14
3/23	James Madison*	W	9-8
3/24	James Madison*	W	4-2
3/25	James Madison*	L	13-15
3/28	Savannah State	W	15-3
3/30	at George Mason*	L	3-6
3/31	at George Mason*	W	8-3
4/1	at George Mason*	L	1-3
4/4	Alabama State	W	9-4
4/6	at Hofstra*	(11) L	3-4
4/7	at Hofstra*	L	2-6
4/8	at Hofstra*	L	3-5
4/11	Mercer	L	5-12
4/13	William & Mary*	W	7-6
4/14	William & Mary*	W	1-0
4/15	William & Mary*	L	5-6
4/17	at Georgia Tech	L	4-8
4/20	at Towson*	W	8-5
4/20	at Towson*	L	1-11
4/21	at Towson*	W	14-5
4/27	UNC Wilmington*	L	0-15
4/28	UNC Wilmington*	L	3-7
4/29	UNC Wilmington*	W	8-7
5/2	USC Upstate	L	3-15
5/4	at VCU*	L	3-4
5/5	at VCU*	W	12-3
5/6	at VCU*	L	4-6
5/8	at UNC Asheville	W	13-8
5/11	Delaware*	W	4-3
5/12	Delaware*	L	1-4
5/12	Delaware*	L	6-11
5/17	at Old Dominion*	L	1-8
5/18	at Old Dominion*	W	8-6
5/19	at Old Dominion*	(12) W	8-4

* CAA Game; 1-Bright House Invitational, DeLand, Fla.

2013

Overall 35-21 • 14-13 CAA (5th)

Coach: Greg Frady

2/15	Butler	W	12-7
2/16	Butler	W	17-9
2/17	Butler	L	8-10
2/19	at No. 20 Georgia Tech	L	5-16
2/21	Alabama A&M	W	20-0
2/22	Grambling	W	8-7
2/23	Grambling	L	4-9
2/24	Grambling	L	7-17
2/26	Georgia	W	10-7
3/1	vs. Boston College ¹	W	5-4
3/2	vs. Boston College ¹	L	0-2
3/3	vs. Boston College ¹	W	7-6
3/5	UNC Asheville	W	12-3
3/6	UNC Asheville	W	13-5
3/8	George Mason*	L	13-14
3/9	George Mason*	W	12-3
3/10	George Mason*	W	8-7
3/15	Old Dominion*	W	13-8
3/16	Old Dominion*	W	12-10
3/17	Old Dominion*	W	7-4
3/19	Mercer	(11) L	4-9
3/20	at Mercer	W	13-7
3/22	at UNCW*	L	0-9
3/22	at UNCW*	L	1-12
3/23	at UNCW*	L	11-12
3/27	Alabama State	W	14-1
3/29	at Delaware*	L	2-7
3/30	at Delaware*	(10) L	7-8
3/30	at Delaware*	L	2-4
4/5	Fordham	W	12-9
4/6	Fordham	W	9-3
4/6	Fordham	(7) W	5-3
4/7	Fordham	W	5-2
4/9	Kennesaw State	W	12-5
4/12	at New Orleans	(12) W	4-3
4/13	at New Orleans	W	5-4
4/13	at New Orleans	(11) W	6-5
4/14	at New Orleans	L	2-3
4/16	at Kennesaw State	(10) W	3-2
4/20	at James Madison*	W	14-12
4/20	at James Madison*	(10) L	8-9
4/21	at James Madison*	L	5-8
4/23	Savannah State	W	11-2
4/26	at Northeastern*	(13) L	5-6
4/27	at Northeastern*	W	6-0
4/28	at Northeastern*	W	2-1
5/3	Towson*	W	12-11
5/3	Towson*	W	6-4
5/5	Towson*	W	8-3
5/8	Kennesaw State	L	5-6
5/10	Hofstra*	W	10-3
5/11	Hofstra*	L	9-12
5/12	Hofstra*	W	6-3
5/16	at William & Mary*	L	3-15
5/17	at William & Mary*	W	12-4
5/17	at William & Mary*	L	0-14

* CAA Game; 1-Al Lang Field, St. Petersburg, Fla.



SERIES RECORDS


Opponent	Record	First Meeting	Last Meeting	Streak
Air Force	3-1	2010	2010, L 7-6	L1
Alabama	0-7	1992	2007, L 3-9	L7
UAB	2-10	1980	2006, L 8-9	L2
Alabama A&M	3-0	2008	2013, W 20-0	W3
Alabama State	19-1	1998	2013, W 14-1	W2
Albany	2-1	2006	2006, W 8-1	W2
Albany State	1-0	2003	2003, W 19-6	W1
Appalachian State	4-2	1979	1984, W 13-8	W1
Atlanta Christian	1-0	2009	2009, W 14-9	W1
Armstrong Atlantic	0-2	1984	1994, L 5-14	L2
Auburn	1-13	1979	2010, L 7-22	L9
Augusta State	1-4	1982	2009, W 10-5	W1
Aurora	1-1	1985	1986, L 5-8	L1
Austin Peay State	4-6	1982	2012, W 9-7	W1
Ball State	1-2	1985	1985, W 8-1	W1
Belmont	9-10	1998	2005, L 2-3	L1
Bethune Cookman	1-0	2009	2009, W 8-6	W1
Berry (Ga.)	1-5	1966	1992, L 1-12	L3
Birmingham-Southern	1-6	1984	2002, L 3-4	L5
Boston College	2-1	2013	2013, W 7-6	W1
Butler	1-2	2013	2013, L 8-10	L1
Campbell	30-13	1995	2005, W 13-12	W1
Centenary	8-12	1993	2010, L 13-17	L1
UCF	5-20	1995	2005, L 5-11	L1
Central Wesleyan	1-0	1995	1995, W 12-7	W1
College of Charleston	12-15	1995	2006, L 2-15	L4
Charleston Southern	0-3	1982	1982, L 1-2	L3
Charlotte	13-10	1979	1997, W 11-2	W2
Chattanooga	3-5	1970	1982, W 9-0	W2
The Citadel	0-3	1982	1994, L 4-8	L3
Clark Atlanta	1-0	2007	2007, W 13-1	W1
Cleveland State	3-1	2009	2009, W 14-12	W2
Columbus State	3-6	1970	1984, L 9-14	L1
Cornell	3-0	1998	1998, W 10-7	W3
DeKalb	0-2	1971	1971, L 7-8	L2
Delaware	9-12	2006	2013, L 2-4	L5
DeVry Tech	2-0	1984	1984, W 13-3	W2
Drexel	2-1	2002	2002, L 5-7	L1
ETSU	0-2	1981	1981, L 9-18	L2
Eastern Kentucky	0-8	1981	1999, L 8-12	L8
Eastern Michigan	2-0	2009	2009, W 12-6	W2
Elmhurst	0-2	1970	1971, L 5-7	L2
Elon	0-1	2009	2009, L 3-4	L1
Emmanuel	1-0	1995	1995, W 8-3	W1
Emory	2-0	1995	1996, W 9-6	W2
Erksine	0-4	1966	1967, L 7-9	L4
Evansville	2-3	1983	1985, W 2-0	W1
Florida	0-5	1994	1996, L 4-19	L5
Florida A&M	10-4	1981	2011, W 16-0	W5
Florida Atlantic	6-23	1995	2005, L 1-11	L4
Florida International	4-14	1986	1996, L 3-8	L3
Florida Southern	0-1	1966	1966, L 1-12	L1
Florida State	2-28	1981	2010, L 2-12	L9
Fordham	4-0	2013	2013, W 5-2	W4

Opponent	Record	First Meeting	Last Meeting	Streak
Furman	15-16	1971	2007, L 4-6	L1
Gardner-Webb	8-6	2001	2005, W 8-6	W1
George Mason	13-10	2006	2013, W 8-7	W2
Georgia	7-37	1971	2013, W 10-7	W1
Georgia College	6-7	1970	1999, L 4-9	L1
Georgia Southern	17-58	1980	2007, L 9-13	L3
Georgia Southwestern	2-0	1984	1984, W 15-10	W2
Georgia Tech	10-57	1971	2013, L 5-16	L2
Grambling	1-2	2013	2013, L 7-17	L2
Grinnell	1-0	1970	1970, W 6-0	W1
Harvard	1-0	2011	2011, W 9-3	W1
Hillsdale	1-0	1985	1985, W 4-1	W1
Hofstra	13-8	2006	2013, W 6-3	W1
Hope	2-1	1985	1986, L 12-13	L1
Howard	4-2	1980	2000, W 15-8	W4
Huntingdon	0-1	1984	1984, L 11-7	L1
IPFW	4-0	2008	2008, W 5-4	W4
Illinois-Chicago	3-0	2000	2000, W 5-3	W3
Illinois State	0-4	1983	1983, L 0-4	L4
Indiana State	1-2	2007	2007, W 3-2	W1
Iowa	1-1	2011	2011, L 2-3	L1
Jackson State	4-0	2008	2008, W 18-9	W4
Jacksonville	14-19	1970	2005, W 6-4	W1
Jacksonville State	9-16	1981	2008, W 4-3	W1
James Madison	7-19	1980	2013, L 5-8	L2
Kennesaw State	8-11	1984	2013, L 5-6	L1
Kentucky	0-3	1971	1993, L 3-18	L3
LaGrange	4-1	1984	1986, L 1-6	L1
Lipscomb	5-1	2004	2005, W 7-3	W1
Louisville	1-0	1971	1971, W 3-2	W1
Maine	1-0	2003	2003, W 4-3	W1
Mercer	43-66	1967	2013, W 13-7	W1
Mercer-Atlanta	12-2	1971	1984, W 9-3	W11
Miami (Fla.)	0-3	1993	1993, L 1-19	L3
Miami (Ohio)	2-4	2002	2003, L 2-5	L1
Michigan State	1-0	2009	2009, W 2-0	W1
Middle Tennessee	1-4	1996	1997, L 6-7	L4
Mississippi State	0-4	1972	2011, L 3-7	L4
Mississippi Valley State	7-1	2005	2007, W 3	W3
Monmouth	0-1	2012	2012, L 3-8	L1
Morris Brown	2-0	2002	2003, W 16-4	W2
Murray State	3-0	2011	2011, W 14-10	W3
New Mexico State	4-2	2010	2010, W 30-24	W1
New Orleans	3-1	2013	2013, L 2-3	L1
New York Tech	0-1	1995	1995, L 4-15	L1
UNC Asheville	11-4	1996	2013, W 13-5	W7
N.C. Central	7-0	2008	2010, W 33-5	W7
Northeastern	16-9	2006	2013, W 2-1	W2
Northern Illinois	0-1	1993	1993, L 5-7	L1
Northwestern	1-2	1985	1985, L 2-17	L1
Oakland	3-1	1995	2001, W 13-4	W3
Old Dominion	14-13	2006	2013, W 7-4	W5
Oglethorpe	8-13	1966	2011, W 5-0	W3
Penn	1-0	2012	2012, W 4-3	W3

Opponent	Record	First Meeting	Last Meeting	Streak
Presbyterian	4-2	1995	2008 W 7-1	W3
Reinhardt	0-1	2005	2005, L 1-3	L1
Rollins	1-2	1966	1992, W 9-7	W1
Rose-Hulman Tech	4-0	1985	1986, W 6-5	W4
Saginaw Valley State	0-2	1985	1985, L 12-17	L2
Saint Louis	2-0	1995	1995, W 6-3	W2
Samford	30-34	1984	2009, W 9-3	W1
Savannah State	9-1	1982	2013, W 11-2	W6
Shorter	12-5	1980	1986, W 4-1	W6
South Alabama	1-10	1979	2001, L 4-5	L5
South Carolina	4-5	1979	2009, L 0-2	L3
USC Aiken	2-0	1993	1994, W 5-4	W2
USC Upstate	0-4	2010	2012, L 3-15	L4
Southeastern Louisiana	4-15	1993	2007, L 4-12	L2
Southern	2-3	1980	1984, L 11-12	L1
Southern Illinois	0-1	2012	2012, L 4-5	L1
Southern Indiana	2-1	1986	1986, W 5-2	W2
Southern Miss	1-1	2000	2000, L 8-14	L1
Southern Poly	2-13	1971	1998, L 5-12	L6
South Florida (USF)	1-2	1979	1980, L 2-8	L1
Stetson	11-20	1979	2012, L 0-5	L2
Stonehill	1-0	1986	1986, W 1-0	W1
Tennessee	1-16	1980	2004, L 2-3	L7
Tennessee Martin	1-1	2009	2009, L 7-8	L1
Tennessee Tech	12-12	1982	2009, L 4-6	L1
Tennessee Wesleyan	1-0	1999	1999, W 16-3	W1
Texas Southern	3-0	2011	2011, W 5-1	W3
Towson	15-9	2006	2013, W 8-3	W4
Troy	7-24	1984	2005, L 0-7	L9
Tulane	0-6	1995	2001, L 10-11	L6
UNCW	7-17	2006	2013, L 11-12	L3
Union	2-1	1986	1986, W 10-8	W1
Valdosta State	2-2	1982	1984, W 13-10	W1
Vanderbilt	1-1	1967	1967, W 8-5	W1
VCU	19-11-1	1980	2012, L 4-6	L1
Virginia Tech	3-1	1980	1983, L 0-6	L1
West Alabama	1-0	1996	1996, W 15-1	W1
West Georgia	4-11-1	1966	1992, L 12-15	L2
Western Carolina	6-8	1980	2005, L 7-12	L2
Western Illinois	6-2	2012	2012, W 9-4	W3
Western Kentucky	1-3	1983	1993, L 4-20	L3
William & Mary	15-9	1967	2013, L 0-14	L1
William Jewel	2-0	1980	1980, W 6-5	W2
Wisconsin-LaCrosse	1-0	1997	1997, W 17-6	W1
Wisconsin-Milwaukee	0-1	1992	1992, L 2-7	L1
Wofford	7-3	1996	2006, W 11-8	W2
Xavier	0-2	2009	2009, L 4-12	L2



GEORGIA STATE defeated nationally-ranked Georgia Tech teams four of the last seven seasons. In 2013, the Panthers knocked off Georgia at home behind Chris Triplett's go-ahead homer (below).





LEAVE YOUR MARK ON THE GAME

WITH OUR ALL-NEW 2014 LINE
OF INNOVATIVE PRODUCTS



2014 PRODUCTS

PERFORM AT THE TOP WITH
THE 2014 PRODUCTS



2014 PRO FLARE

2014 HELMET



2014 CHEST PROTECTOR

2014 SHIN GUARDS